

**Appendix C**  
**EDI Guideline**  
Guideline for Suppliers on Remote Data Transfer (RDT)  
and Packaging

**Table of contents**

<b>1</b>	<b>Purpose</b>	<b>4</b>
<b>2</b>	<b>Area of Application</b>	<b>4</b>
<b>3</b>	<b>Responsibility</b>	<b>4</b>
<b>4</b>	<b>Terms and Definitions</b>	<b>5</b>
<b>5</b>	<b>Procedure</b>	<b>6</b>
5.1	<b>General Information on Remote Data Transfer</b>	<b>6</b>
5.1.1	RDT Data Sheet	6
5.1.2	Factories, Unloading Points and DUNS Numbers	6
5.1.3	Packaging Means Overview	6
5.1.4	Item Number	7
5.2	Remote Data Transfer of Delivery Note and Transport Data according to VDA 4913	7
5.2.1	Provision of the Delivery Note Data	7
5.2.2	Time of Data Transfer	8
5.2.3	Setup Phase of the Delivery Note RDT	8
5.2.4	Continuous Operation of the Delivery Note RDT	8
5.2.5	Message Structure	9
5.2.6	Use and Description of the Set Types	10
	• Set type 711	11
	• Set type 712	12
	• Set type 713	14
	• Set type 714	16
	• Set type 715	18
	• Set type 716	21
	• Set type 717	22
	• Set type 718	22
	• Set type 719	22
5.2.7	Package Representation in the Transport and Delivery Note Data	23
5.2.8	Packaging Examples and their Representation in RDT Messages	26

Revision: 12

Date: 06.12.2023

Page: 1/69

- Legend of the Packaging Examples 26
- Legend of the Data Elements in the Set Types 27
- Simplified LU SLC 28
- Simplified LU LLC (Simplified Loading Unit – Big Load (GLT)) 29
- Simplified LU LLC with inlays (Simplified Loading Unit - Big Load (GLT) with intermediate layers) 30
- PU with three simplified LU LLC, same PM, same FQ 31
- PU with three simplified LU LLC, same PM, diff. FQ (SU with 3 simplified LU - Big Load (GLT), same packaging, diff. FQ) 32
- PU with three simplified LU LLC, same PM, same FQ, diff. batches (SU with 3 simplified LU - Big Load (GLT), same packaging, same FQ, diff. batches) 33
- PU with three simplified LU LLC, diff. PM, diff. FQ 35
- PU with two LU, pallets with three shelves each (SU with 2 LU - Pallets (each with 3 layers) 36
- PU with two LU as container of same articles, pallets with three shelves each 37
- PU with two LU, pallets with a single container each 38
- LU with one container, same articles, IP SLC with label, same PM, same FQ 39
- LU with one container, same articles, IP SLC with label, same PM, diff. FQ 40
- PU with two LU, container with same articles, same PM, diff. FQ 41
- PU with three LU, same articles, two containers and one LLC, diff. PM, diff. FQ 42
- LU with one mixed container, three different articles, same PM 44
- LU with one mixed container, with intermediate layers, three different articles, same PM 46
- LU with one mixed container with empty containers for layer stabilization 48
- PU with two LU, one container with same articles, one mixed container with articles from container with same articles 49
- LU with one mixed container with enclosure in SLC, diff. articles, diff. PM 51
- LU with one mixed container with articles in sets or pairs in SLC, diff. articles, diff. PM 53
- LU with one mixed container with two enclosures in SLC, diff. articles, diff. PM 55
- 5.3 RDT Bond Note according to VDA 4912 57**
- 5.4 Goods Tags according to VDA 4902, Version 4 57**
  - 5.4.1 Format and design 57
  - 5.4.2 Overview of the data elements 58
  - 5.4.3 Fixing the goods tag 61

Revision: 12	
Date: 06.12.2023	Page: 2/69

<b>6</b>	<b>Records</b>	<b>61</b>
<b>7</b>	<b>Other Applicable Documents</b>	<b>61</b>
<b>8</b>	<b>Appendix</b>	<b>62</b>
<b>9</b>	<b>Change Record</b>	<b>62</b>

Locally saved or printed copies of this document are not controlled and for reference only.

Consult B.A.Se for current version.

Revision: 12

Date: 06.12.2023

Page: 3/69

## **1 Purpose**

This instruction regulates RDT transfers between the companies belonging to the SMP Group and the suppliers for reliable electronic communication between all parties involved. This instruction generally includes:

- RDT of delivery note and transport data (VDA 4913)
- RDT bond note (VDA 4912)
- Bar codable goods tags (VDA 4902)

Aim: Assurance of regular electronic communication between SMP factories and their suppliers.

## **2 Area of Application**

The EDI Guideline is valid for all SMP Deutschland GmbH sites as well as associated companies belonging to the SMP Group in the sense of § 15 of the German Stock Corporation Act (AktG) and must be implemented for all sites to which the supplier delivers. Points of contact of the individual sites for the VDA messages (EDI), the packaging planning and the container management can be found on the sheet EDI message contacts, container management, packaging planning (see PriSMa).

## **3 Responsibility**

The individual areas of responsibility are described in the following chapters.

Revision: 12

Date: 06.12.2023

Page: 4/69

#### **4 Terms and Definitions**

Fig.	Figure
RDT	Remote Data Transfer
DUNS	Data Universal Numbering System
EDI	Electronic Data Interchange
ESP	External Service Provider
FQ	Filling Quantity
Mx-Label	Label for mixed shipments/loads
LLC	Large Load Carrier
HU	Handling Unit
IP	Internal Packaging
SLC	Small Load Carrier
CO	Call-Off
LU	Load Unit
M-Label	Master Label
OFTP	Odette-File-Transfer-Protocol
PU	Packing Unit
PM	Packaging Means
PK	Package
SLRN	Shipment-Load Reference Number
S-Label	Single Label
VDA	Association of the German Automotive Industry
SU	Shipping Unit
var.	various

Revision: 12

Date: 06.12.2023

Page: 5/69

## **5 Procedure**

### **5.1 General Information on Remote Data Transfer**

The remote data transfer (RDT) or Electronic Data Interchange (EDI) enables optimum adaptation of the information flow between all the business partners involved. All information about inter-company business processes can be provided without loss of time and without additional processing expenses even with increasing volumes.

In order to fully exploit the advantages of electronic communication, the information exchange must be integrated into the application systems. For largely automatic data transfer, new measures are sometimes required to ensure a trouble-free process. These include automatic plausibility tests as well as a revision of the communication structures. The electronic data interchange must be open to different application systems, transmission media and formats.

In the automotive industry, the electronic data interchange for business documents takes place mainly via the Odette-File-Transfer-Protocol (OFTP). The following message formats are used here:

- VDA (recommendation of the Association of the German Automotive Industry)
- Odette (European standard for data interchange in the automotive industry, migrated to EDIFACT)
- EDIFACT (global standard for EDI messages of various branches)

All formats are character-orientated formats with hierarchical structures and segments combined in groups. The VDA format is based on data fields of a fixed length, the other formats are variable.

#### **5.1.1 RDT Data Sheet**

In order to store the parameters of the agreements on RDT at SMP, the supplier must submit their current RDT data sheet to the respective contacts in Purchasing at SMP.

#### **5.1.2 Factories, Unloading Points and DUNS Numbers**

The overview of the SMP factories, unloading points and DUNS numbers can be found in the **PriSMa** and is provided in its updated form on the SMP homepage.

#### **5.1.3 Packaging Means Overview**

Packaging means are required in the delivery process to be able to transport the ordered goods undamaged to their point of destination. These include various types of containers; both standardised and specific.

Revision: 12

Date: 06.12.2023

Page: 6/69

With the packaging regulations, the supplier will be given guidelines as to which article is to be packed in which packaging means with which filling quantity. SMP assigns a packaging means number for automatic identification of the respective packaging means.

The packaging means number may not start with a leading zero and must not be repeated within one year. The packaging means number must be numeric. These packaging means designations must correspond to the SMP material number of the packaging means.

The SMP material number of the packaging means can be taken from the SMP load carrier catalogue for universal load carriers and from the packaging data sheet (Corp-8.4.2-Packaging Data Sheet-00084) of the component for special load carriers and new packaging to be developed. Further information is also available from the responsible packaging planner of the SMP receiving factory.

#### 5.1.4 **Item Number**

Note on the item number: The specification of the part generation status is obligatory. "STANDARD" must be entered if no part generation status is defined for an article.

The SMP item number may contain up to 18 alphanumeric characters. SMP currently uses the following formats:

- 8-digit numeric
- 12-digit numeric
- x-character alphanumeric

## 5.2 **Remote Data Transfer of Delivery Note and Transport Data according to VDA 4913**

The remote data transfer of delivery note and transport data regulates the electronic data interchange of delivery note and transport data between the supplier and the customer and demands a particularly high level of process quality.

In this development, the supplier data contained in the freight order/shipping order, delivery note and goods tag are prepared per shipment and transferred directly to the customer or data recipient.

### 5.2.1 **Provision of the Delivery Note Data**

The provision of the delivery note data via RDT must take place in accordance with the VDA recommendation 4913, Version 04 (Edition V, 04th of March 1996). Attention must be paid in the data transfer to a direct reference to the coding's for factory, unloading point and order number according to the contents of the previously received call-offs.

Revision: 12

Date: 06.12.2023

Page: 7/69

### 5.2.2 Time of Data Transfer

Every delivery is announced by notification by RDT. Consequently, the data must precede the goods. Therefore, the RDT must be sent to the central EDI system of SMP immediately on preparing the transport for delivery at the supplier's.

In order to ensure early recognition and efficient remedying of faults in the information process, the data must be sent in time to allow fast correction in the event of an error. The data must be sent to the goods recipient after handing over the shipment at the latest.

### 5.2.3 Setup Phase of the Delivery Note RDT

The delivery note RDTs are not yet used at SMP in the incoming goods departments in the test phase. Delivery note RDTs can be sent as soon as the EDI processes have been set up. Since the RDT is sent first to a test system, it is not necessary to create special test data but sending of productive data can begin immediately.

After testing the data in the test system, they are transferred to the productive system. During the setup phase, the skeleton contracts must also be switched over, whereby the switch over can be performed factory for factory.

### 5.2.4 Continuous Operation of the Delivery Note RDT

- Basic principles

The data quality achieved within the setup phase as well as the correct time of the data transfer **must** be guaranteed in the productive use of the delivery note RDT. All shipments must be notified by RDT in productive use. If, in exceptional cases, this is not possible, the respective incoming goods department at SMP must be informed in advance.

Upon arrival of the goods, the EDI delivery note data of the supplier are activated in SMP's incoming goods system. The shipment-load reference number (or transport number) acts as a key term here. If the EDI message is not available or is faulty at this time, manual recording of the delivery and transport data by SMP is necessary.

This manual recording must always be avoided; therefore, the supplier must guarantee prompt transfer of the data.

**Every delivery to SMP must come with an RDT bond note (VDA 4912) and barcodable goods tags (VDA 4902).**

Revision: 12

Date: 06.12.2023

Page: 8/69



The physical service scope is then checked to ensure that it matches the available information. This includes scanning of the barcodable goods tags (VDA 4902). If differences are detected in the check, the data will be corrected manually by SMP.

**SMP reserves the right to charge extra expenses to the supplier incurred by missing or faulty (RDT) messages (VDA 4902, VDA 4912, VDA 4913).**

- RDT corrections and faults

If changes to the content are necessary after sending the data, these changes must be communicated to SMP immediately. Immediate notification is an absolute must.

The supplier must take suitable precautions to be able to resend an already sent RDT. SMP expects the last three transfers per recipient to be repeatable.

In exceptional cases, the delivery note data might not be transferable by RDT (e.g. special trips, computer failure, line problems, reception problems, etc.). SMP must be informed immediately in this case.

#### 5.2.5 Message Structure

The message is described in detail in the VDA recommendation 4913. SMP does not use significant special codings of the fields described here.

SMP uses the following structure: For set type 715 per 1 set per M-Label (pallet) followed by further 715 sets to the S-Label (inner packaging means) and 715 sets to the packaging aids. The S-Labels are divided according to the VDA recommendation. The packaging aids for the pallet follow the 715 set of the pallet respectively. The packaging aids for the inner packaging means follow the last 715 set of the inner packaging respectively.

The correct packaging structure according to the rules described below of the respective message format must be observed. The packaging means structure is checked by SMP on receipt of the message. The identification of the individual packages (= handling units, HU) must be observed especially. A clear identification (package number) must be assigned respectively for every package of the inner and outer packaging (SLC and LLC).

Revision: 12

Date: 06.12.2023

Page: 9/69

### 5.2.6 Use and Description of the Set Types

The length of the individual sets in the VDA message 4913 is always 128 places.

<b>Set type</b>	<b>Description</b>	<b>must/can</b>
711	Pre-set delivery note and transport data Version 03, 1 x per RDT run	must
712	Single data elements of the transport Version 03, 1 x per shipment	must
713	Single data elements of the delivery note (delivery note header data) Version 03, 1 x per delivery note	must
714	Delivery note item data Version 03, 1 x per delivery note item	must
715	Packaging means data Version 03	must
716	Text data for item Version 02	must
717	Single package data for item Version 01, 1 x per package	can
718	Production number data Version 02	can
719	Post-set delivery note and transport data Version 02, 1 x per RDT run	must

The specific notes at the end of the respective chapter must be observed especially for the description of the set types!

Revision: 12

Date: 06.12.2023

Page: 10/69

- Set type 711**

Set type 711 identifies the partners and defines the transfer purpose.

Item	Data element	C M	Lg. Byte	A N	from	to	Verbal description
01	Set type	M	3	N	1	3	Constant '711'
02	Version number	M	2	N	4	5	Constant '03'
03	Data recipient number	M	9	A	6	14	Number which the data sender (here: supplier) assigns to the data recipient (SMP). → Is not processed at SMP.
04	Data sender number/ supplier number	M	9	A	15	23	Number which the data recipient (SMP) assigns to the supplier. Left-aligned, 8-digit + one blank (is transferred in the call-off according to VDA 4905 in the set type 511, field 04).
05	Transfer number old	M	5	N	24	28	Transfer number per RDT run 5-digit, with leading zeros
06	Transfer number new	M	5	N	29	33	Transfer number per RDT run 5-digit, with leading zeros
07	Transfer date	M	6	N	34	39	Form: YYMMDD
08	Sub-supplier number	C	9	A	40	48	Number which the customer assigns to the sub-supplier. → Is not processed at SMP.
09	Freight carrier number	C	9	A	49	57	Number which the customer assigns to the freight carrier (only with VDA recommendation 4920). → Is not processed at SMP.
10	Stockist code	C	1	A	58		Stockist code (encrypted form) → Is not processed at SMP.
11	Delivery ID	C	1	A	59		Use must be agreed bilaterally (encrypted form) → Is not processed at SMP.
12	Empty	M	69	A	60	12 8	filled up with blanks
C = can M = must					A = alphanumeric N = numeric		

Revision: 12

Date: 06.12.2023

Page: 11/69

- Set type 712**

Set type 712 describes single data elements of the transport.

Item	Data element	C M	Lg. Byte	A N	from	to	Verbal description
01	Set type	M	3	N	1	3	Constant '712'
02	Version number	M	2	N	4	5	Constant '03'
03	Shipment-Load Reference Number	M	8	N	6	13	Reference number which the sender assigns to the shipment/load/transport; right-aligned entry with leading zeros. The number cannot be repeated within one year.
04	Supplier plant	C	3	A	14	16	Supplier plant from which delivery comes → Is not processed at SMP.
05	Freight carrier	M	14	A	17	30	Name/number of the freight carrier → Is not processed at SMP.
06	Freight carrier transfer date	M	6	N	31	36	Date of transfer of shipment to the freight carrier → Is not processed at SMP.
07	Freight carrier transfer time	M	4	N	37	40	Time of transfer of shipment to the freight carrier → Is not processed at SMP.
08	Gross shipment weight	M	7	N	41	47	Gross goods weight → Is not processed at SMP.
09	Net shipment weight	C	7	N	48	54	Net goods weight → Is not processed at SMP.
10	Postage code	C	2	N	55	56	Indicates who will bear freight costs to what degree → Is not processed at SMP.
11	Shipping agent RDT code	C	1	A	57		Shipping agent RDT code → Is not processed at SMP.
12	Number of packages	C	4	N	58	61	Total packages contained in the shipment → Is not processed at SMP.
13	Transport partner number	C	14	A	62	75	ID number of the contracted regional shipping agent → Is not processed at SMP.
14	Transport means code	M	2	N	76	77	Transport means code → Is not processed at SMP.
15	Transport means number	M	25	A	78	102	Transport means number → Is not processed at SMP.
16	Code for item 17	C	1	A	103		→ Is not processed at SMP.
17	Contents according to code in item16	C	8	A	104	111	→ Is not processed at SMP.
18	Target arrival date	M	6	N	112	117	Date on which the goods arrive at the designated unloading point. Please take transit times into account.

Revision: 12

Date: 06.12.2023

Page: 12/69

Item	Data element	C M	Lg. Byte	A N	from	to	Verbal description
19	Target arrival time	C	4	N	118	121	Time at which the goods arrive at the designated unloading point.
20	Loading metre	C	3	N	122	124	Specification of occupied metres of the truck bed → Is not processed at SMP.
21	Truck type code	C	1	N	125		Coded form → Is not processed at SMP.
22	Empty	M	3	A	126	128	filled up with blanks
C = can M = must				A = alphanumeric N = numeric			

Revision: 12

Date: 06.12.2023

Page: 13/69

- Set type 713**

Set type 713 describes single data elements of the delivery note (delivery note header) and contains the delivery note number, unloading point, etc.

Item	Data element	C M	Lg. Byte	A N	from	to	Verbal description
01	Set type	M	3	N	1	3	Constant '713'
02	Version number	M	2	N	4	5	Constant '03'
03	Delivery note number	M	8	A	6	13	ID number which the supplier assigns to a delivery note, right-aligned entry with leading zeros. The delivery note number may not be repeated within one year and may not start with a zero.
04	Dispatch date	M	6	N	14	19	Form: YYMMDD
05	Unloading point	M	5	A	20	24	The unloading point must be communicated according to the specification in the RDT call-off (VDA 4905, set type 512, field 11); left-aligned entry.
06	Dispatch type	M	2	N	25	26	Dispatch type (encrypted form) → Is not processed at SMP.
07	Customer reference (CO)	C	4	A	27	30	Customer reference from call-off (VDA 4905, set type 512, field 12). → Is not processed at SMP.
08	Deal/order number	M	12	A	31	42	Deal/order number Is communicated in the RDT call-off (VDA 4905, set type 512, field 10), 10-digit, with leading "55", left-aligned entry.
09	Procedure code	C	2	N	43	44	Only for EDL application → Is not processed at SMP.
10	Empty 1	M	4	A	45	48	Empty field, filled up with blanks
11	Customer factory	M	3	A	49	51	Customer factory to be delivered to Encrypted form of the customer. Is to be communicated according to the specification in the RDT call-off (VDA 4905, set type 512, field 03).
12	Consignment	C	8	N	52	59	Consignment → Is not processed at SMP.
13	Goods recipient number	C	9	A	60	68	→ Is not processed at SMP.
14	Empty 2	M	1	A	69		Empty field, filled up with blanks
15	Customer storage location	M	7	A	70	76	Customer storage location, supplementary to the unloading point, is communicated in the RDT call-off (VDA 4905, set type 512, field 19); left-aligned entry.
16	Supplier number	M	9	A	77	85	→ Is not processed at SMP.

Revision: 12

Date: 06.12.2023

Page: 14/69

Item	Data element	C M	Lg. Byte	A N	from	to	Verbal description
17	Consumption point	C	14	A	86	99	Consumption point → Is not processed at SMP.
18	Call-off no.	C	4	A	100	103	Call-off number → Is not processed at SMP.
19	Customer reference	C	6	A	104	109	Specification from the single order → Is not processed at SMP.
20	Customer document no.	C	14	A	110	123	→ Is not processed at SMP.
21	Empty 3	M	5	A	124	128	Empty field, filled up with blanks
C = can M = must				A = alphanumeric N = numeric			

**N.B.:**

Field: Unloading point (item 05) - entry must be made according to the latest order (call-off or fine call-off), left-aligned. At SMP the unloading point is usually 4 or 5-digit (see also chapter 1.2).

Field: Deal/order number (item 08) - send dispatch advice RDT exclusively for materials for which a skeleton contract (10-digit deal or order number with leading "55") exists. That means, no dispatch advice for "45 single orders".

Field: Customer factory (item 11) - entry must be made according to the latest order (call-off or fine call-off). At SMP the factory number is always three-digit (see also chapter 1.2).

Revision: 12

Date: 06.12.2023

Page: 15/69

• **Set type 714**

Set type 714 describes the delivery note items (article and quantity).

Item	Data element	C M	Lg. Byte	A N	from	to	Verbal description
01	Set type	M	3	N	1	3	Constant '714'
02	Version number	M	2	N	4	5	Constant '03'
03	Customer part number	M	22	A	6	27	ID number which the customer assigns to an article, is communicated in the RDT call-off (VDA 4905, set type 512, field 08); left-aligned entry followed by blanks.
04	Supplier part number	M	22	A	28	49	ID number which the supplier assigns to an article. → Is not processed at SMP.
05	Country of origin	M	3	N	50	52	Country of origin → Is not processed at SMP.
06	Delivery quantity 1	M	13	N	53	65	Delivery quantity in the unit of quantity of the call-off, right-aligned with leading zeros, 3 decimal places.
07	Unit of quantity 1	M	2	A	66	67	PC = piece KG = kilogram L = litre M = metre
08	Delivery quantity 2	C	13	N	68	80	Delivery quantity in the unit of quantity of the supplier if nec., right-aligned with leading zeros, 3 decimal places.
09	Unit of quantity 2	C	2	A	81	82	See item 07
10	Value-added tax rate	C	3	N	83	85	Value-added tax rate → Is not processed at SMP.
11	Empty 1	C	1	A	86		Empty (filled with a blank)
12	Item number delivery note	M	3	N	87	89	Item of a delivery note, right-aligned entry with leading zeros, no decimal places.
13	Call-off code	C	1		90		→ Is not processed at SMP.
14	Production lot/production batch	M	15	A	91	105	ID number which the supplier assigns to a batch. This is absolutely essential for obligatory batch articles (e.g. paints/thinners/chem. products etc.). If delivered in several batches, a separate delivery note item set must be created for every batch with batch quantity and batch number.
15	Usage code	M	1	A	106		Usage code (encrypted form) → Is not processed at SMP.
16	Hazardous goods code	C	8	A	107	114	Hazardous goods code → Is not processed at SMP.
17	Preference status	M	1	A	115		Preference status (encrypted form) → Is not processed at SMP.

Revision: 12

Date: 06.12.2023

Page: 16/69



Item	Data element	C M	Lg. Byte	A N	from	to	Verbal description
18	Customs goods	M	1	A	116		Customs goods (encrypted form) → Is not processed at SMP.
19	Empty 2	M	1	A	117		Empty (filled with a blank)
20	Stock status	M	1	A	118		Stock status (encrypted form) → Is not processed at SMP.
21	Code for part generation status	C	1	A	119		Blank
		M	1	A	120		Blank = if SMP demands no part generation status (e.g.: standard parts)  T = This code must be set for parts for which SMP demands the specification of a part generation status. It must be entered in the set type 716, item 03 of the part generation status.
22	Origin delivery note number	C	8	A	121	12 8	filled up with blanks → Is not processed at SMP.
C = can M = must					A = alphanumeric N = numeric		

Revision: 12

Date: 06.12.2023

Page: 17/69

- Set type 715**

Set type 715 describes the packaging means data and represents the connection between delivery note RDT and VDA goods tag. RDT and label must match because the barcode scan is checked against the contents of the RDT.

Item	Data element	C M	Lg. Byte	A N	from	to	Verbal description
01	Set type	M	3	N	1	3	Constant '715'
02	Version number	M	2	N	4	5	Constant '03'
03	Customer packaging means number	M	22	A	6	27	ID number which the customer assigns to a packaging means. Packaging means numbers at SMP always have a leading "P", left-aligned entry followed by blanks. Exception: "BEIP0" for enclosure
04	Supplier packaging means number	M	22	A	28	49	ID number which the supplier assigns to a packaging means.
05	Number of packaging means	M	13	N	50	62	Number of packaging means per type Right-aligned entry with leading zeros, no decimal places.
06	Item number of delivery note	M	3	N	63	65	Contents of the field should be the item number of the set type 714 to which the packaging means refer. Right-aligned entry with leading zeros. If the packaging means refer to all items of the preceding delivery note number (set type 714), three zeros must be entered.
07	Filling quantity	M	13	N	66	78	Actual quantity of the part number in the packaging means;, right-aligned with leading zeros, 3 decimal places. Quantity specification in the unit of quantity according to set type 714, item 07
08	Package number from	M	9	N	79	87	Number may not be repeated within one year. Left-aligned entry and must be filled up with blanks if necessary. Packaging aids have no package numbers. This field should then be filled up with blanks. The packaging means number must be numeric.

Revision: 12

Date: 06.12.2023

Page: 18/69

Item	Data element	C M	Lg. Byte	A N	from	to	Verbal description
09	Package number to	C	9	N	88	96	If this element is used, the numerical sequence between “Package number from” and “Package number to” must be continuously numerically ascending. Left-aligned entry which may contain no leading zeros and must be filled up with blanks if necessary. The packaging means number must be numeric.
10	Packaging dimensions	C	12	N	97	108	Specified in millimetres Place    97 – 100    Length 101 – 104    Width 104 – 108    Height → Is not processed at SMP.
11	Stacking factor	C	1	N	109		→ Is not processed at SMP.
12	Warehouse call-off number	C	15	A	110	124	→ Is not processed at SMP.
13	Label identification	M	1	A	125		Barcode identification of the goods tag (VDA 4902). Valid entry: Mx = mixed package (with sub-packages and different part numbers) M = Master-Label (with sub-packages and same part numbers) S = Single-Label (1 package) “ = Blank for packaging aid such as lid, intermediate layers or empty SLC (for stabilizing). Packaging aids have no package numbers and receive no goods tags either.
14	Packaging identification	C	1	A	126		→ Is not processed at SMP.
15	Ownership identification	C	1	A	127		→ Is not processed at SMP.
16	Empty	M	1	A	128		Filled with a blank.
C = can M = must					A = alphanumeric N = numeric		

**N.B.:**

The packaging means set must be sent. Per item set (SA 714), it may be necessary to transfer several packaging means sets depending on the pack structure. The preparation of the packaging means sets is shown in detail in chapter 2.7. The connection to the goods tag VDA 4902 is described in particular.

Revision: 12

Date: 06.12.2023

Page: 19/69

Field: Filling quantity (item 07) - The filling quantity of the packaging means must be specified depending on the use of the packaging means (inner/outer packaging, packaging aid, etc.). Numerous packaging examples and their representation in the set types 713 - 715 are shown in chapter 2.7.4.

Field: Package number from (item 09) - This field must be transferred to SMP (different to the can term in the VDA recommendation). This specification is required for tracking at a package level from the sender to the point of consumption and must match the goods tag according to VDA 4902.

Revision: 12

Date: 06.12.2023

Page: 20/69

- Set type 716**

The set type 716 describes the text data for the item.

Item	Data element	C M	Lg. Byte	A N	from	to	Verbal description
01	Set type	M	3	N	1	3	Constant '716'
02	Version number	M	2	N	4	5	Constant '02'
03	Part generation status	M	40	A	6	45	Text area (left-aligned) for the specification of the part generation status for components with obligatory generation status (e.g.: 01S, AI03, Q001,...)  N.B.: T must be entered in the set type 714, item 21, place 120.
04	Shelf life	M	40	A	46	85	Shelf life that the supplier assigns to a material with a limited shelf life. Only required for materials with obligatory shelf life specification, otherwise empty (filled up with blanks) The following date formats are permitted: - DD.MM.YYYY - DD.MM.YY
05	Text 3	C	40	A	86	125	Text area which can be used for transferring unformatted information.
06	Empty	K	3	A	126	128	Filled up with blanks.
C = can M = must					A = alphanumeric N = numeric		

Revision: 12

Date: 06.12.2023

Page: 21/69

- **Set type 717**

The set type 717 describes the single package set for the item. Can set which is only used for EDL handlings and is not used at SMP.

- **Set type 718**

The set type 718 describes the production number data. Can set which is not used at SMP.

- **Set type 719**

The set type 719 describes the supplement to the delivery note and transport data and contains the transfer statistics.

Item	Data element	C M	Lg. Byte	A N	from	to	Verbal description
01	Set type	M	3	N	1	3	Constant '719'
02	Version number	M	2	N	4	5	Constant '02'
03	Counter set type 711	M	7	N	6	12	Number of transferred set type 711 Right-aligned entry with leading zeros.
04	Counter set type 712	M	7	N	13	19	Number of transferred set type 712 Right-aligned entry with leading zeros.
05	Counter set type 713	M	7	N	20	26	Number of transferred set type 713 Right-aligned entry with leading zeros.
06	Counter set type 714	M	7	N	27	33	Number of transferred set type 714 Right-aligned entry with leading zeros.
07	Counter set type 715	M	7	N	34	40	Number of transferred set type 715 Right-aligned entry with leading zeros.
08	Counter set type 716	M	7	N	41	47	Number of transferred set type 716 Right-aligned entry with leading zeros.
09	Counter set type 718	M	7	N	48	54	Number of transferred set type 718 Right-aligned entry with leading zeros.
10	Counter set type 719	M	7	N	55	61	Number of transferred set type 719 Right-aligned entry with leading zeros.
11	Counter set type 717	M	7	N	62	68	Number of transferred set type 717 Right-aligned entry with leading zeros.
12	Empty	M	60	A	69	128	Empty, filled up with blanks.
C = can M = must				A = alphanumeric N = numeric			

Revision: 12

Date: 06.12.2023

Page: 22/69

### 5.2.7 Package Representation in the Transport and Delivery Note Data

For efficient acceptance of the delivered goods, it is essential that the supplier affixes goods tags to all packages belonging to the delivery. Further information on the subject of goods tags in accordance with VDA 4902 can be found in chapter 5.4 of this manual.

At SMP Incoming Goods, packages without sub-packagings are recorded individually by scanning the goods tags. For packages with sub-packagings (containers), only the main goods tag (outer package) is recorded by the scanner. Its package number refers to all packages belonging to this container (load unit).

Prerequisite for this is a correct representation of the packaging information in the delivery note RDT in accordance with VDA 4913. For the same parts numbers in identical containers with uniform filling quantities, it is useful to use the representation "Package no. from - to" (see VDA 4913, set type 715, items 08 and 09). This applies exclusively for packages with label identification "S". This allows the volume of the data to be transferred to be reduced.

In the representation of the VDA 4913, the following logic in the set type 715 must be observed correctly for the preparation of pack(age) structures in order to enable assignment of delivery units (numbers) to the load unit (container) or recognition of simplified load units (single packages).

It generally applies that goods receipt is booked for all packages (incl. packaging aids) that are listed in leased goods accounts. The quantities transferred in the RDT (number of packaging means, set type 715, item 05) must match the actually delivered quantities.

- Representation of the simplified load units (single packages)

Single packages are packages without sub-packaging. The representation must contain the label or package identification "S", the number of packages, the filling quantity per package and a unique package number (per packaging means).

In the case of several packages with the same article number, a new 715 set must be created for the packaging means if the type of packaging means changes, or the filling quantity is different or the package number sequence is interrupted.

- Representation of homogeneous load units (master container)

Homogeneous containers consist of the outer packaging, i.e. a basic carrier (Euro flat pallet or skeleton box), the inner packagings, i.e. the small load carriers or delivery units with same contents (same part number) and, if required, loading aids such as lids, shelves or form inlays. Every master load unit must be represented individually.

Revision: 12

Date: 06.12.2023

Page: 23/69

The first 715 set of a container describes the packaging means carrier and contains the label identification “M”, the number of packages (= 1), the filling quantity (= zero) and the package number.

The representation of the single packages applies for the small load carriers. Label or package identification “S”, the number of packages, the filling quantity per package and a unique package number (per packaging means).

The 715 set for packing aids contains no package identification or no package number but only the number of packaging aids per type > 0 and the filling quantity (= zero).

- Representation of mixed containers

Mixed containers consist of the outer packaging, i.e. a basic carrier (e.g. Euro flat pallet or skeleton box), the inner packaging, i.e. the load carriers (e.g. small load carriers) with different material numbers and, if necessary, additional packaging aids such as lids or intermediate layers. Every container must be represented individually.

The first 715 set of a container describes the packaging means carrier and contains the label identification “Mx”, the number of packages (= 1), the filling quantity (= zero) and a unique package number.

The packaging means carrier can be followed by 715 sets both for the delivery units and for packaging aids that are assignable to the packaging means carrier. The representation of the single packages (see 2.7.1) applies for the delivery units in a mixed container.

The 715 set contains the label or package identification “S”, the number of containers > 0, the filling quantity per container and a unique package number per container. A separate 715 set must be created respectively for same article numbers but different packaging means types or different filling quantities or interrupted package number sequence.

The 715 set for packaging aids in a mixed container contains no label identification and no package number; the number of packaging aids per type is > 0 and with filling quantity = 0.

After every change of article number within a container, a 715 set must be repeated for the packaging means carrier. The repetition set for the packaging means carrier contains the label identification “Mx”, the number of packaging means (= 0 as a repetition ID), the filling quantity (= 0) and the package number from the first 715 set for the packaging means carrier of the container. After the repetition set for the packaging means carrier, the representation of the single packages (see 2.7.1) applies for further delivery units in the mixed container.

Revision: 12

Date: 06.12.2023

Page: 24/69



- Representation of enclosure in mixed load units

Enclosure refers to an article quantity which is “enclosed” in a delivery unit often without its own standard packaging means. Enclosure in a simplified load unit is represented as a delivery unit in a mixed load unit.

Enclosure in a mixed load unit cannot be represented correctly due to missing structuring possibilities in the VDA 4913. The 715 set for enclosure must directly follow the 715 packaging means set of the delivery unit (package identification “S”) that was enclosed with the enclosure. “BEIP0” must be entered as a customer packaging means number. The representation of the single packages applies for enclosure. Therefore, the 715 set contains the package identification “S”, the number of containers “enclosure” > 0, the filling quantity per “enclosure” and a unique package number per packaging means.

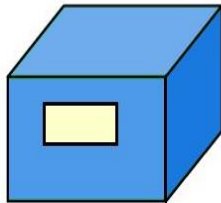
Revision: 12

Date: 06.12.2023

Page: 25/69

### 5.2.8 Packaging Examples and their Representation in RDT Messages

- Legend of the Packaging Examples



**Inner packaging or delivery unit:**

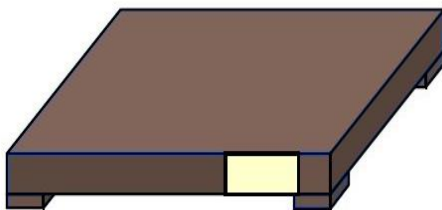
A package (packaging means) without sub-packagings.

**Load carrier**

The article has “contact” with the inner packaging.



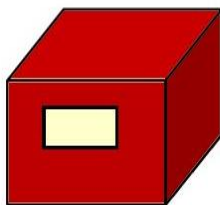
**Simplified loading unit:** is a special case of the delivery unit/inner packaging, the outer packaging is missing here.



**Outer packaging:** A packaging means for accommodating sub-packagings/delivery units - but without further outer packagings.

**Packaging means carrier**

Outer packaging and delivery units form a **loading unit**.



**Logical packaging intermediate level:**

A package with sub-packagings and with further outer packaging. The intermediate level is an **outer packaging** because the article has no contact with the inner packaging.

**Lid and intermediate layer:**

A packaging aid for physical protection, sealing of the shipping unit, as a stacking aid and/or for stabilizing various small load carriers.



- **Legend of the Data Elements in the Set Types**

<b>SA713</b>	<b>Delivery note number,</b> Delivery note date, Unloading point,	<b>SA714</b>	<b>Article number</b> (part number), <b>Delivery quantity,</b> Delivery note item, Order number, Batch number
--------------	---	--------------	---

---

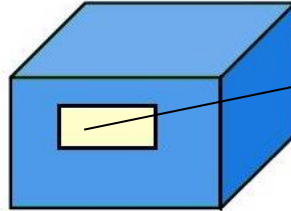
**SA715**    **Packaging means type,**  
**Packaging means designation,**  
**Number of packaging means,**  
**Delivery note item,**  
**Filling quantity,**  
**Package number from,**  
**Package number to,**  
**Package identification (M, G, S)**

- Simplified LU SLC**

Article number  
36190609

Packag. means  
1x P6414

Filling quantity  
1x 108



Package identification

VDA Package number  
S 1001

Record Type	Delivery -Note	DN-Pos	Part-Number	Packaging Type	Description	Number	Amount	Number PS > from	Number PS < to	Identif. PS
713		123456								
↑ 714		1	36190609				108			
	715	1		KLT	P6414	1	108	1001		5

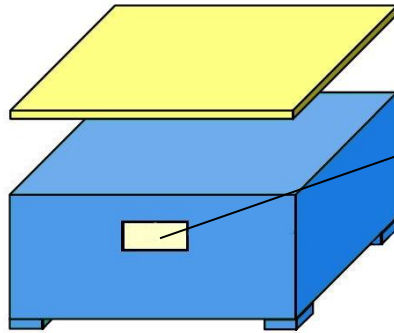
- Simplified LU LLC (Simplified Loading Unit – Big Load (GLT))**

For example, skeleton box with lid

Article number  
36190610

Packag. means  
1x P5756  
1x P1208

Filling quantity  
1x 20



Package identification

VDA Package number  
S 1006

Record Type	Delivery -Note	DN-Pos	Part-Number	Packaging Type	Description	Number	Amount	Number	Number	Identif.
					PM	PM		PS > from	PS < to	PS
713		123456								
↑ 714			1 36190610				20			
	715		1	GLT	P5756	1	20	1006		S
	715		1	Lid	P1208	1	0			

Revision: 12

Date: 06.12.2023

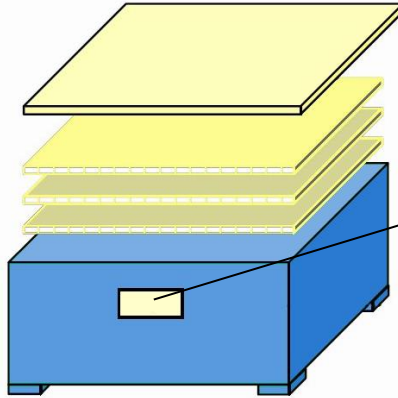
Page: 29/69

- **Simplified LU LLC with inlays (Simplified Loading Unit - Big Load (GLT) with intermediate layers)**

Article number  
36190611

Packag. means  
1x P110848  
3x  
POBM4802  
1x P1208

Filling quantity  
1x 80



Package identification  
VDA Package number  
S 1006

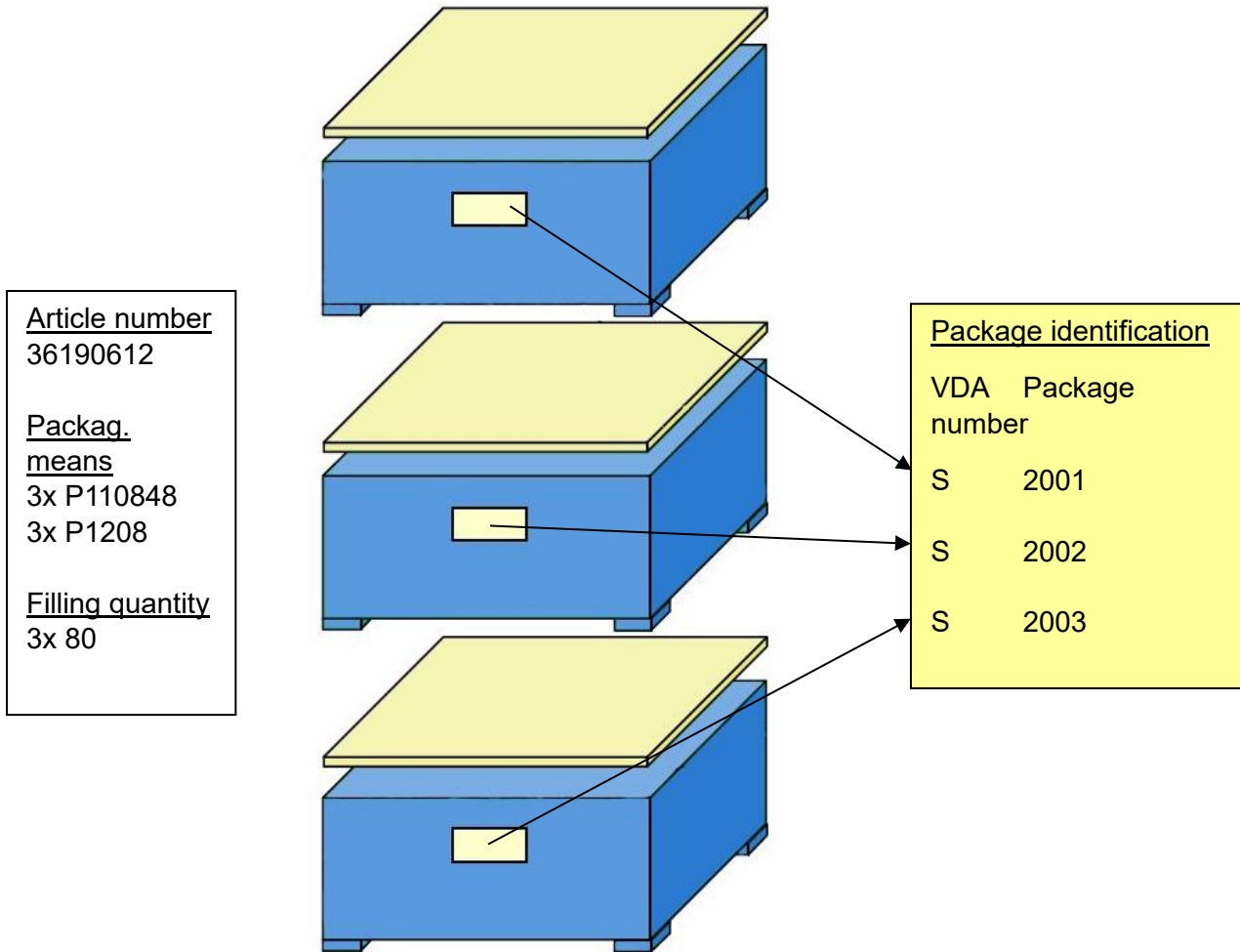
Record Type	Delivery-Note	DN-Pos	Part-Number	Packaging Type	Description	Number	Amount	Number	Number	Identif.
					PM	PM		PS > from	PS < to	PS
713	123456									
714		1	36190611				80			
715		1		GLT	P110848	1	80	1006		5
715		1		Lid	P1208	1	0			
715		1		Interm. Layer	POBM4802	3	0			

Revision: 12

Date: 06.12.2023

Page: 30/69

- PU with three simplified LU LLC, same PM, same FQ



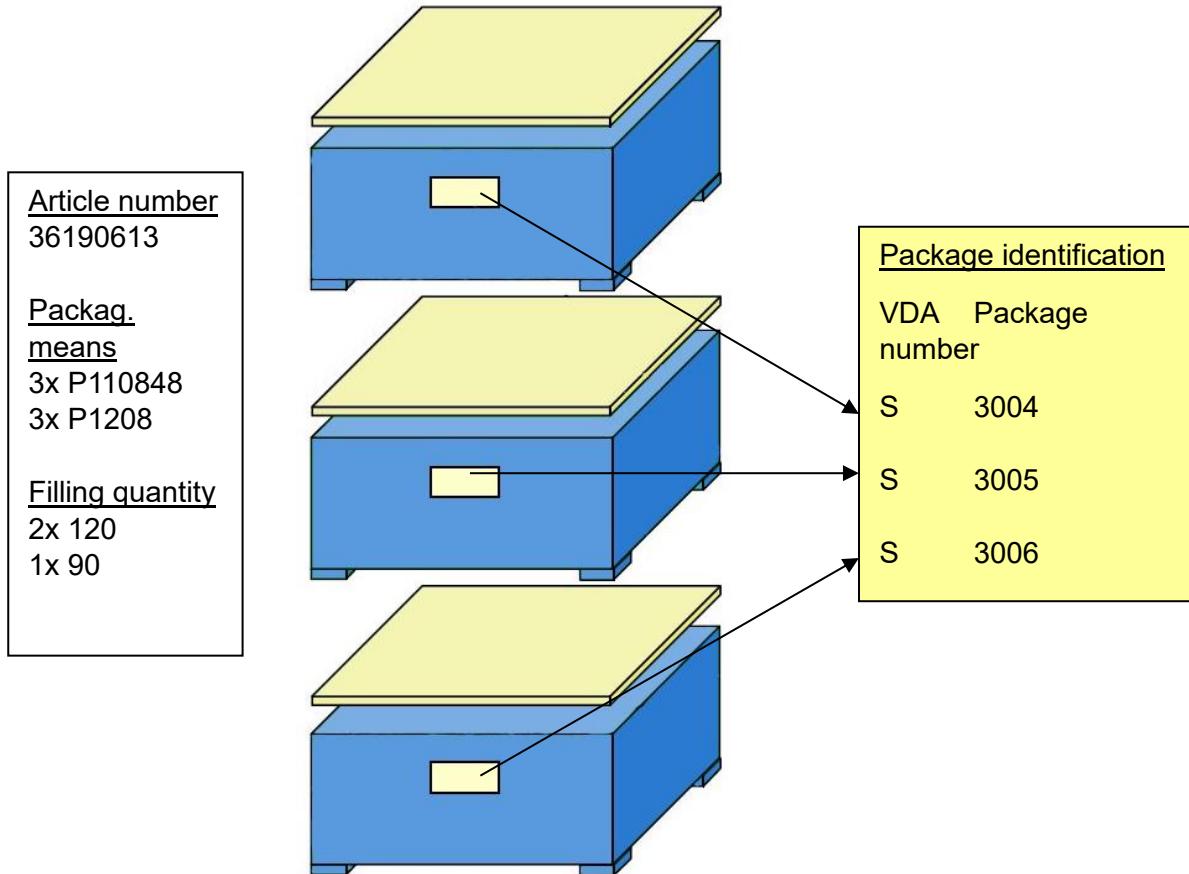
Record Type	Delivery-Note	DN-Pos	Part-Number	Packaging Type	Description	Number	Amount	Number	Number	Identif.
					PM	PM		PS > from	PS < to	PS
713		123456								
↑ 714		1	36190612				240			
	715	1		GLT	P110848	3	80	2001	2003	S
	715	1		Lid	P1208	3	0			

Revision: 12

Date: 06.12.2023

Page: 31/69

- PU with three simplified LU LLC, same PM, diff. FQ (SU with 3 simplified LU - Big Load (GLT), same packaging, diff. FQ)



Record Type	Delivery-Note	DN-Pos	Part-Number	Packaging Type	Description	Number	Amount	Number	Number	Identif.
					PM	PM		PS > from	PS < to	PS
713		123456								
↑ 714		1								
	715	1	36190613				330			
	715	1		GLT	P110848	2	120	3004	3005	S
	715	1		GLT	P110848	1	90	3006		S

The package number relation 'from-to' may only be used for the same part number and same packaging means type and same filling quantity.

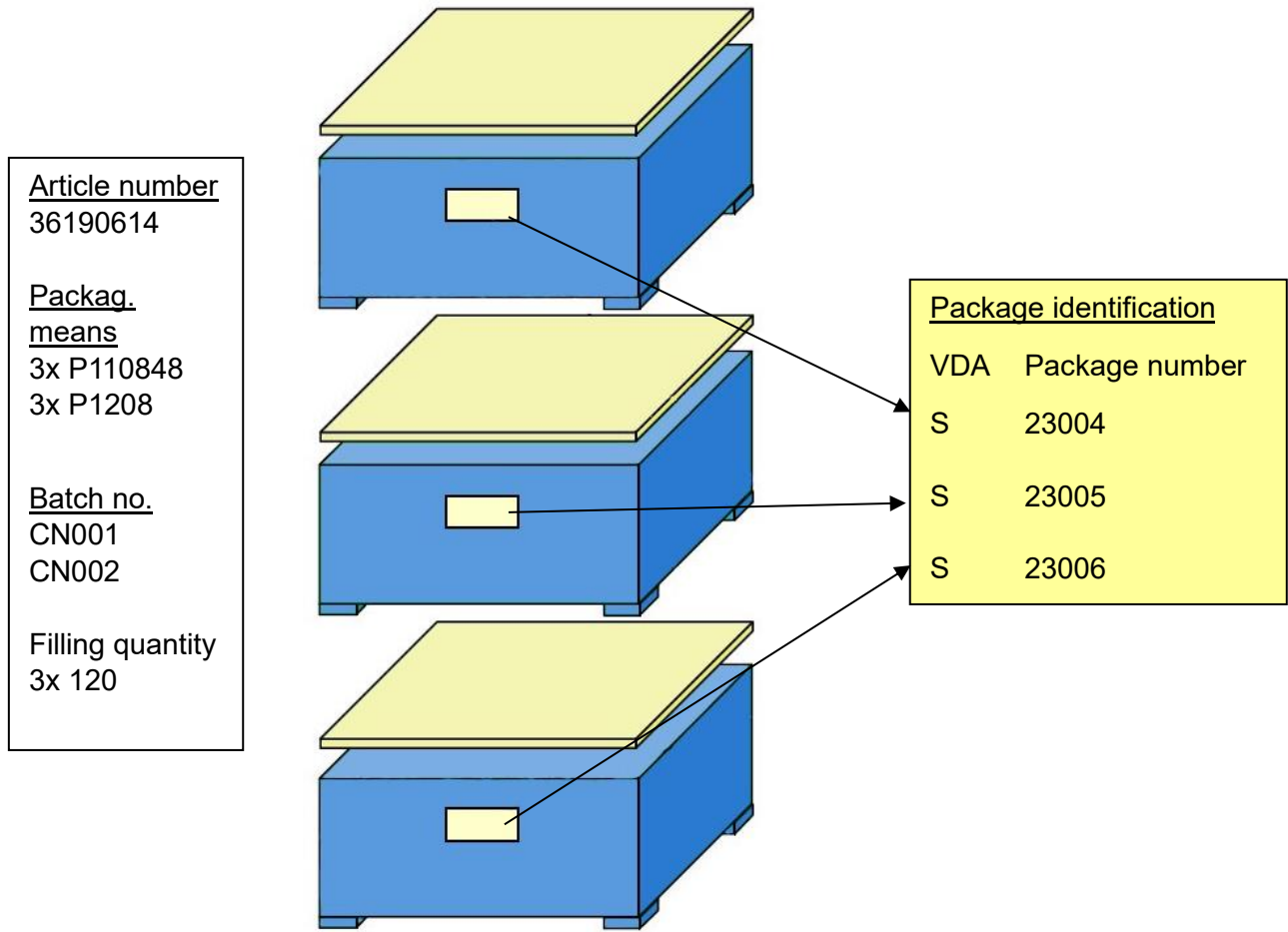
Revision: 12

Date: 06.12.2023

Page: 32/69



- **PU with three simplified LU LLC, same PM, same FQ, diff. batches (SU with 3 simplified LU - Big Load (GLT), same packaging, same FQ, diff. batches)**



Record Type	Delivery-Note	DN-Pos	Part-Number	Packaging Type	Description	Number	Amount	Number	Number	Identif.
					PM	PM		PS > from	PS < to	PS
713	123456									
↑ 714		1	36190614 CN001				240			
	715	1		GLT	P110848	2	120	23004	23005	S
	715	1		Lid	P1208	2	0			
	714	2	36190614 CN002				120			
↑ 715		2		GLT	P110848	1	120	23006		S
	715	2		Lid	P1208	1	0			

Revision: 12

Date: 06.12.2023

Page: 33/69

For different batch numbers in one shipping unit (or in one load unit), a separate delivery note item, consisting of a 714 set and the corresponding 715 sets, must be created for every batch. Here, it should be noted that the total delivery quantity must be distributed over the individual delivery items.

Revision: 12

Date: 06.12.2023

Page: 34/69

- PU with three simplified LU LLC, diff. PM, diff. FQ

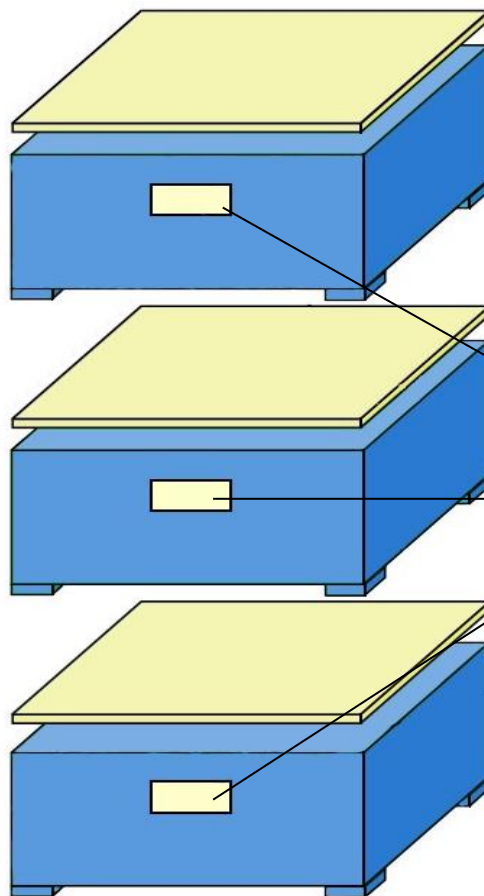
Article number  
36190616

Packag. means  
1x P111822  
1x P1208

Filling quantity  
1x 90

Packag. means  
2x P110848  
2x P1208

Filling quantity  
2x 120



<u>Package identification</u>	
VDA	Package number
S	4001
S	4005
S	4006

Record Type	Delivery-Note	DN-Pos	Part-Number	Packaging Type	Description	Number	Amount	Number	Number	Identif.
					PM	PM		PS > from	PS < to	PS
713		123456								
	714		36190616				330			
	715			GLT	P110848	2	120	4005	4006	S
	715			GLT	P111822	1	90	4001		S
	715			Lid	P1208	3	0			

Packaging means sets with package numbers and label identification "S" may only be combined under the following conditions (see, e.g.: 2.7.4.4):

- same article number
- same packaging means type
- identical filling quantity
- packages numbers are continuously numerically ascending

Revision: 12

Date: 06.12.2023

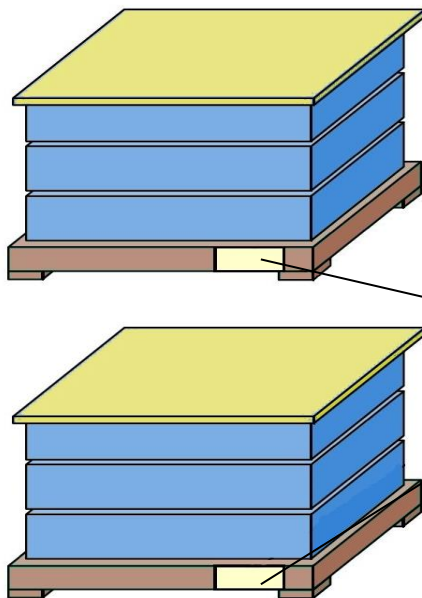
Page: 35/69

- **PU with two LU, pallets with three shelves each (SU with 2 LU - Pallets (each with 3 layers))**

Article number  
36190617

Packaging means  
2x P1208  
6x P110810  
2x PDB011

Filling quantity  
2x 108 or  
6x 36



<u>Package identification</u>	
VDA	Package number
S	5005
S	5006

Record Type	Delivery-Note	DN-Pos	Part-Number	Packaging Type	Description	Number	Amount	Number	Number	Identif.
					PM	PM		PS > from	PS < to	PS
713	123456									
714		1	36190617				216			
715		1		Pallet	PDB011	2	108	5005	5006	S
715		1		GLT	P110810	6	0			
715		1		Lid	P1208	2	0			

Upon delivery of simplified load units with packaging aids (e.g. shelves on a base pallet), these must be listed directly after the packaging means set for the pallet (with the package number and the identification "S" because only one goods tag per load unit is used), in order to establish the assignment for booking the packaging aids.

The packaging means P110810 is an auxiliary frame with floor as is used, for example, for packing headlights. It must be represented in the package structure as a packaging aid such as a lid or similar.

In this example, the filling quantity (108) and the package numbers are assigned to the two pallets PDB011 (as load carriers) with the package numbers 5005 and 5006. The two load units 5005 and 5006 form a shipping unit. The container must be stored completely at the recipient's.

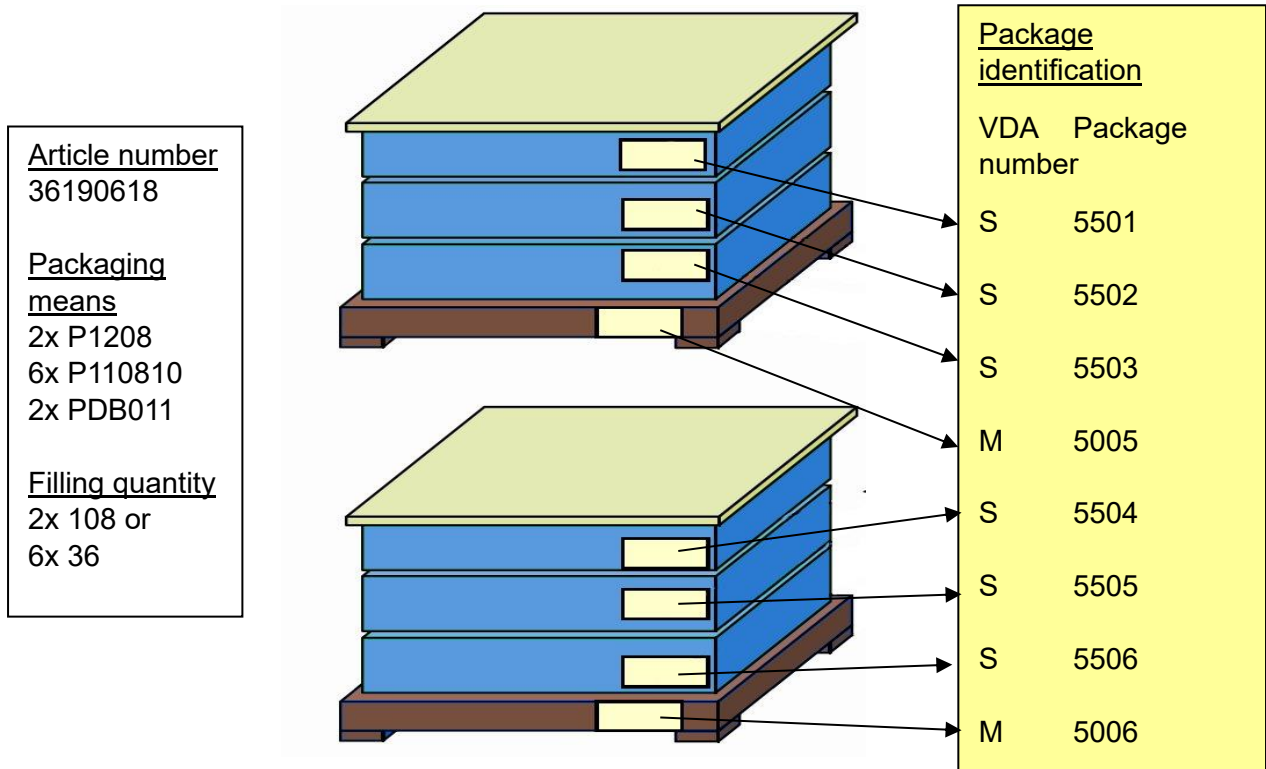
Whether the form 2.7.4.8 or 2.7.4.9 is to be chosen must be agreed with the respective receiving factory!

Revision: 12

Date: 06.12.2023

Page: 36/69

- PU with two LU as container of same articles, pallets with three shelves each



Record Type	Delivery-Note	DN-Pos	Part-Number	Packaging Type	Description	Number	Amount	Number	Number	Identif.
					PM	PM		PS > from	PS < to	PS
713		123456								
↓	714		36190618				216			
	715			Pallet	PDB011	1	0	5005		M
↑	715			Lid	P1208	1	0			
	715			GLT	P110810	3	36	5501	5503	S
↓	715			Pallet	PDB011	1	0	5006		M
↑	715			Lid	P1208	1	0			
	715			GLT	P110810	3	36	5504		S

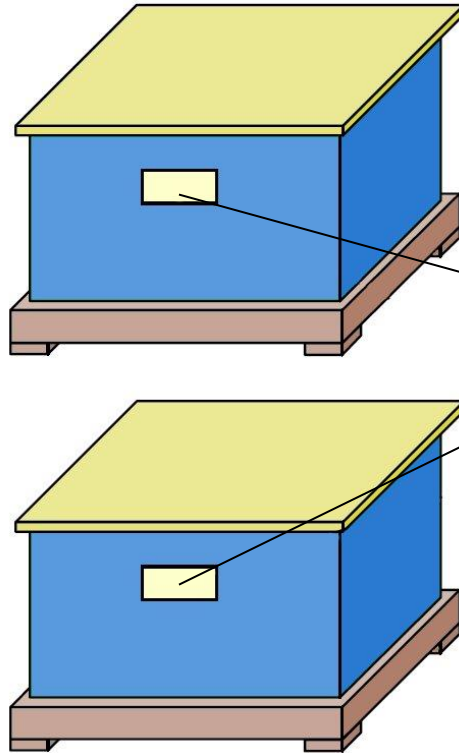
The packaging structure has been represented here as a recipient's container (load units) of same articles with package numbers (M-Label) on the shelves. This representation may be necessary when the container is not stored completely at the recipient's but separated before storage.

- PU with two LU, pallets with a single container each

Article number  
36190619

Packaging means  
2x P1208  
2x P110848  
2x PDB011

Filling quantity  
2x 300



<u>Package identification</u>	
VDA	Package number
S	6005
S	6006

Record Type	Delivery-Note	DN-Pos	Part-Number	Packaging Type	Description	Number	Amount	Number	Number	Identif.
					PM	PM		PS > from	PS < to	PS
713		123456								
	714		36190619				600			
	715			GLT	P110848	2	300	6005	6006	S
	715			Pallet	PDB011	2	0			
	715			Lid	P1208	2	0			

The main packaging means in this packaging case is the packaging means P110848 (container) to which the package numbers are assigned. The pallet is listed as a packaging aid.

Revision: 12

Date: 06.12.2023

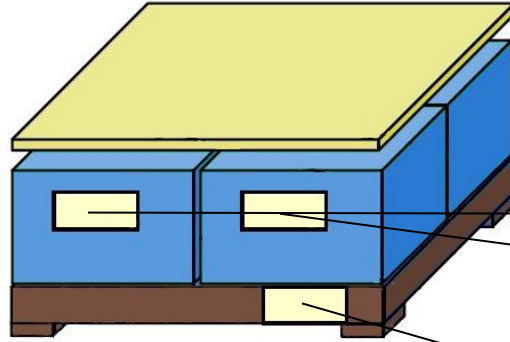
Page: 38/69

- LU with one container, same articles, IP SLC with label, same PM, same FQ

Article number  
36190622

Packag. means  
1x P1208  
4x P6428  
1x PDB011

Filling quantity  
1x108



Package identification

VDA Package number

S 8005  
S 8006  
S 8007  
S 8008  
M 8102

Record Type	Delivery-Note	DN-Pos	Part-Number	Packaging Type	Description	Number	Amount	Number	Number	Identif.
					PM	PM		PS > from	PS < to	PS
713	123456									
	714	1	36190622				432			
	715	1		Pallet	PDB011	1	0	8102		M
	715	1		Lid	P1208	1	0			
	715	1		KLT	P6428	4	108	8005	8008	S

Revision: 12

Date: 06.12.2023

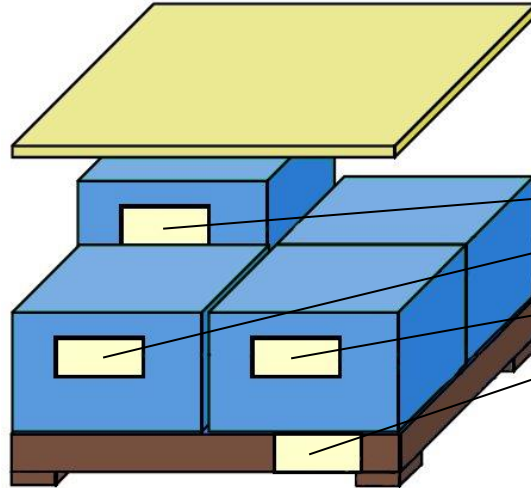
Page: 39/69

- LU with one container, same articles, IP SLC with label, same PM, diff. FQ

Article number  
36190623

Packag. means  
1x P1208  
4x P6428  
1x PDB011

Filling quantity  
3x108  
1x96



<u>Package identification</u>	
VDA	Package number
S	8001
S	8002
S	8003
S	8004
M	8011

Record Type	Delivery-Note	DN-Pos	Part-Number	Packaging Type	Description	Number	Amount	Number	Number	Identif.
					PM	PM		PS > from	PS < to	PS
713										
	714		36190623				420			
		715		Pallet	PDB011	1	0	8011		M
		<b>715</b>		<b>Lid</b>	<b>P1208</b>	<b>1</b>	<b>0</b>			
		715		KLT	P6428	1	96	8001		S
		715		KLT	P6428	3	108	8002	8004	S

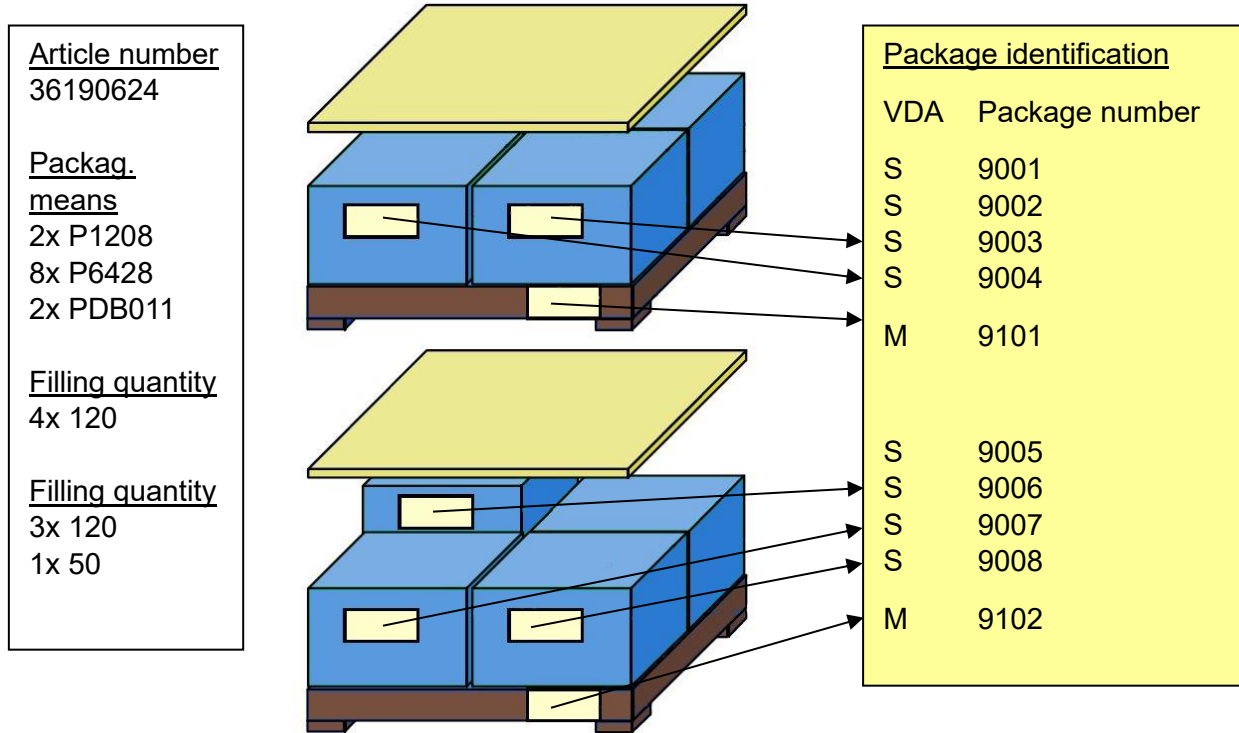
Revision: 12

Date: 06.12.2023

Page: 40/69



- PU with two LU, container with same articles, same PM, diff. FQ



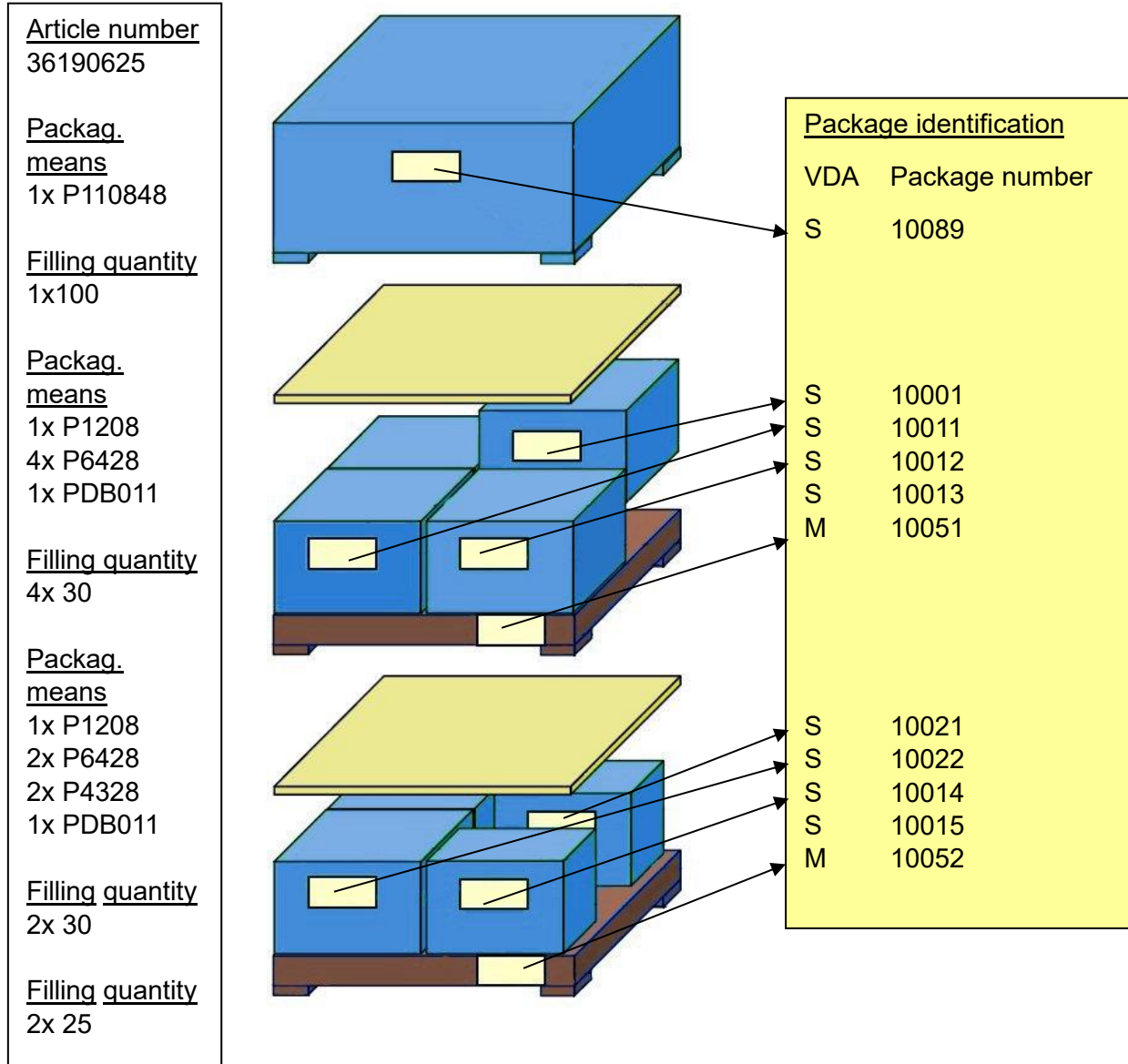
Record Type	Delivery-Note	DN-Pos	Part-Number	Packaging Type	Description	Number	Amount	Number	Number	Identif.
					PM	PM		PS > from	PS < to	PS
713		123456								
	714		36190624				890			
↓	715	1		Pallet	PDB011	1	0	9101		M
↑	715	1		Lid	P1208	1	0			
↓	715	2		Pallet	PDB011	1	0	9102		M
↑	715	2		Lid	P1208	1	0			
↑	715	2		KLT	P6428	1	50	9005		
↑	715	2		KLT	P6428	3	120	9006	9008	S

Revision: 12

Date: 06.12.2023

Page: 41/69








- PU with three LU, same articles, two containers and one LLC, diff. PM, diff. FQ



Revision: 12

Date: 06.12.2023

Page: 42/69

Record Type	Delivery-Note	DN-Pos	Part-Number	Packaging Type	Description	Number	Amount	Number	Number	Identif.
					PM	PM		PS > from	PS < to	PS
713	123456									
	714	1	36190625				330			
	715	1		GLT	P110848	1	100	10089		S
	715	1		Pallet	PDB011	1	0	10051		M
	715	1		Lid	P1208	1	0			
	715	1		KLT	P6428	1	30	10001		S
	715	1		KLT	P6428	3	30	10011	10013	S
	715	1		Pallet	PDB011	1	0	10052		M
	715	1		Lid	P1208	1	0			
	715	1		KLT	P6428	2	30	10021	10022	S
	715	1		KLT	4328	2	25	10014	10015	S

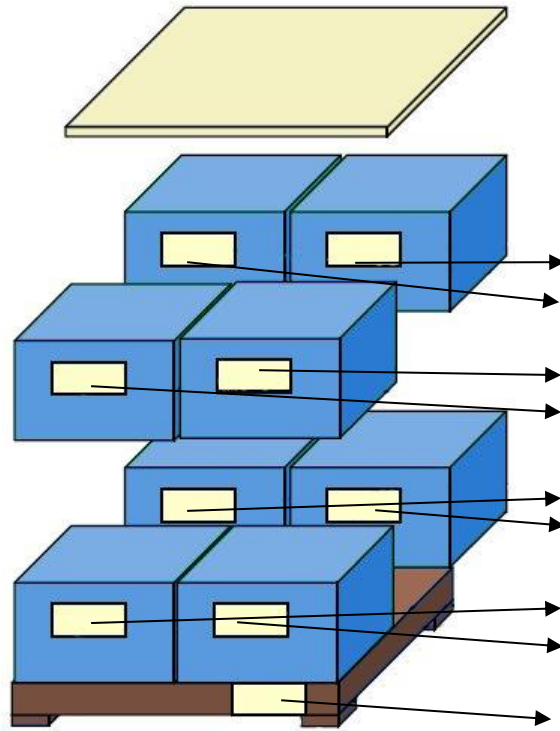
Revision: 12

Date: 06.12.2023







Page: 43/69

- LU with one mixed container, three different articles, same PM

Packag.  
means  
 1x P1208  
 1x PDB011  
Article number  
 36190626  
Packag.  
means  
 4x P6428  
Filling quantity  
 2x 30  
 2x 20  
  
Article number  
 36190627  
Packag.  
means  
 2x P6428  
Filling quantity  
 1x 40  
 1x 20  
  
Article number  
 36190628  
Packag.  
means  
 2x P6428



<u>Package identification</u>	
VDA	Package number
S	11010
S	11011
S	11012
S	11013
S	11001
S	11002
S	11020
S	11021
Mx	11023

Record Type	Delivery-Note	DN-Pos	Part-Number	Packaging Type	Description	Number	Amount	Number	Number	Identif.	
					PM	PM		PS > from	PS < to	PS	
713		123456									
	714		1	36190626			100				
	715		1		Pallet	PDB011	1	0	11023	G	
	715		1		Lid	P1208	1	0			
	715		1		KLT	P6428	2	30	11010	11011	S
	715		1		KLT	P6428	2	20	11012	10013	S
713		123457									
	714		1	36190627			60				
	715		1		Pallet	PDB011	0	0	11023	G	
	715		1		KLT	P6428	1	40	11001		S
	715		1		KLT	P6428	1	20	11002		S
713		123458									
	714		1	36190628			80				
	715		1		Pallet	PDB011	0	0	11023	G	
	715		1		KLT	P6428	2	40	11020	11021	S

A new delivery note number (SA 713) must be assigned for every article in a mixed container. The mixed container is represented by repetition of the 715 set for the base pallet (here: "PDB011"), the repetition of the package number "11023" and the label identification "Mx" after changing the article number. The number of packaging means in the repetition lines for the base pallet must be equal to 0 because otherwise this packaging means would be counted several times. Packaging aids belonging to the base pallet/outer packagings (e.g. lid "P1208") or which cannot be clearly assigned to another inner packaging (see also 2.7.5.19), must be specified together with the base pallet/outer packaging. It generally applies that the totals from the number of individual packaging means must match the actual number of packaging means.

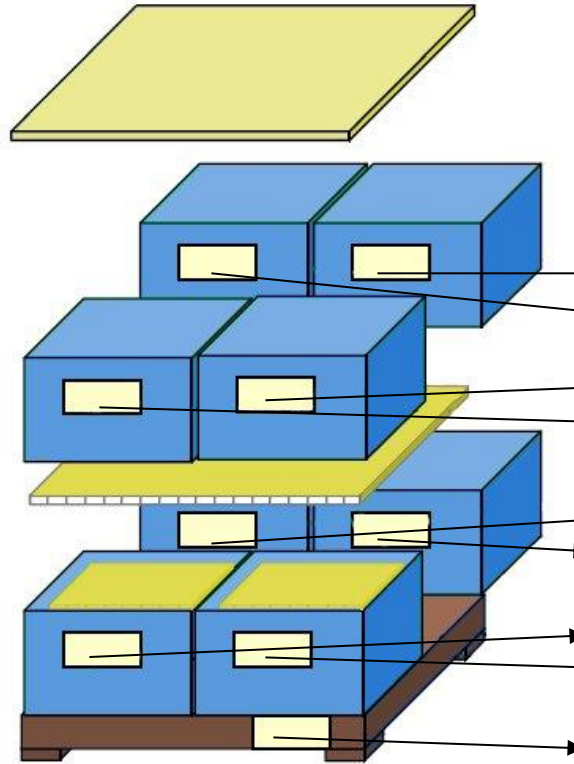
Revision: 12

Date: 06.12.2023

Page: 45/69







- **LU with one mixed container, with intermediate layers, three different articles, same PM**

Packaging means  
 1x P1208  
 1x P0BM4802  
 1x PDB011  
Article number  
 36190629  
Packaging means  
 4x P6428  
Filling quantity  
 2x 30  
 2x 20  
  
Article number  
 36190630  
Packaging means  
 2x P6428  
Filling quantity  
 1x 40  
 1x 20



<u>Package identification</u>	
VDA	Package number
S	11010
S	11011
S	11012
S	11013
S	11001
S	11002
S	11020
S	11021
Mx	11023

Article number 36190631  
Packaging means: 2x P1019 ; 2x P6428  
Filling quantity: 2x 40

Record Type	Delivery-Note	DN-Pos	Part-Number	Packaging Type	Description	Number	Amount	Number	Number	Identif.	
					PM	PM		PS > from	PS < to	PS	
713		123456									
	714		1	36190629			100				
	715		1		Pallet	PDB011	1	0	11023	G	
	715		1		Interlayer	P0BM4802	1	0			
	715		1		Lid	P1208	1	0			
	715		1		KLT	P6428	2	30	11010	11011	S
	715		1		KLT	P6428	2	20	11020	11013	S
713		123457									
	714		1	36190630			60				
	715		1		Pallet	PDB011	0	0	11023	G	
	715		1		KLT	P6428	1	40	11001	S	
	715		1		KLT	P6428	1	20	11002	S	
713		123458									
	714		1	36190631			80				
	715		1		Pallet	PDB011	0	0	11023	G	
	715		1		Form Insert	P1019	2	0			
	715		1		KLT	P6428	2	40	11020	11021	S

The container intermediate layer P0BM4802 stands directly behind the base carrier as a packaging aid. The SLC form inlays P1019 for the SLC stand between the repetition set of the base carrier and the set for the SLC with the form inlays.

Revision: 12

Date: 06.12.2023

Page: 47/69

- LU with one mixed container with empty containers for layer stabilization

Packaging means  
 1x P1208,  
 2x P6428  
 (empty),  
 1x P0BM4802,  
 1x PDB011  
Article number  
 36190642  
Packaging means  
 2x P6428  
Filling quantity  
 2x 30  
Article number  
 36190643  
Packaging means  
 4x P6428  
Filling quantity  
 4x 40



<u>Package identification</u>	
VDA	Package number
S	13001
S	13002
S	13009
S	13010
S	13011
S	13014
Mx	13055

Record Type	Delivery-Note	DN-Pos	Part-Number	Packaging Type	Description	Number	Amount	Number	Number	Identif.
					PM	PM		PS > from	PS < to	PS
713		123456								
	714		1	36190642			60			
	715		1	Pallet	PDB011	1	0	1305		G
	715		1	KLT	P6428	2	0			
	715		1	Plastic liner	P0BM4802	1	0			
	715		1	Lid	P1208	1	0			
	715		1	KLT	P6428	2	30	13001	13002	S
713		123457								
	714		1	36190643			160			
	715		1	Pallet	PDB011	0	0	13055		G
	715		1	KLT	P6428	3	40	13009	13011	S
	715		1	KLT	P6428	1	40	13014		S

The two empty containers P6428 are identified as packaging aids (filling quantity = 0) and assigned to the outer packaging as packaging aids.

Revision: 12

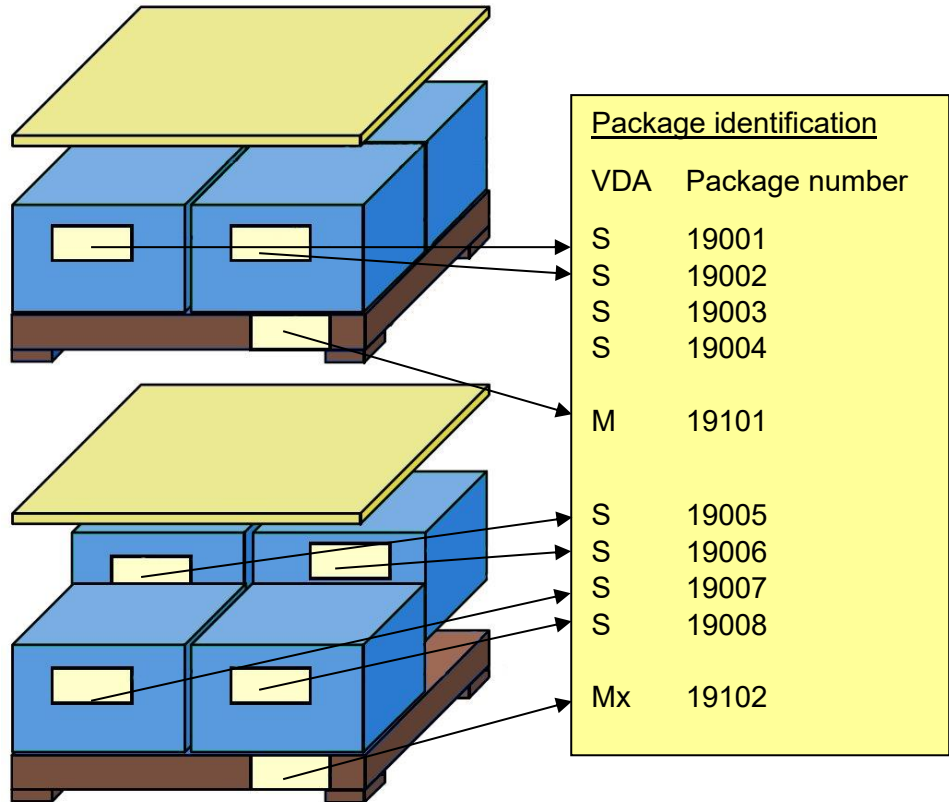
Date: 06.12.2023

Page: 48/69



- **PU with two LU, one container with same articles, one mixed container with articles from container with same articles**

Packaging means  
 1x P1208,  
 4x P6428,  
 1x PDB011  
Filling quantity  
 4x100  
Article number  
 36190644  
Packaging means  
 1x P1208,  
 4x P6428,  
 1x PDB011  
Filling quantity  
 2x 100  
 1x 50  
Article number  
 36190644  
Filling quantity  
 1x200  
Article number  
 36190645



Record Type	Delivery-Note	DN-Pos	Part-Number	Packaging Type	Description	Number	Amount	Number	Number	Identif.
					PM	PM		PS > from	PS < to	PS
713	123456									
	714	1	36190644				400			
	715	1		Pallet	PDB011	1	0	19101		M
	715	1		Lid	P1208	1	0			
	715	1		KLT	P6428	4	100	19001	19004	S
	714	2	36190644				250			
	715	2		Pallet	PDB011	1	0	19102		G
	715	2		Lid	P1208	1	0			
	715	2		KLT	P6428	2	100	19006	19007	S
	715	2		KLT	P6428	1	50	19005		S
713	123457									
	714	1	36190645				200			
	715	1		Pallet	PDB011	0	0	19102		G
	715	1		KLT	P6428	1	200	19008		S

In this representation, the delivery quantity of the article 36190644 is divided into two delivery note items with individual quantities. Each pallet has one SA 715, number of packaging means = 1 for the outer packaging. The second pallet 19102 is a mixed container.

Revision: 12

Date: 06.12.2023

Page: 50/69

- LU with one mixed container with enclosure in SLC, diff. articles, diff. PM

Packaging means  
 1x P1208,  
 1x P0BM4802,  
 1x PDB011

Article number  
 36190634

Packaging means  
 3x P6428

Filling quantity  
 2x 30, 1x 20

Packaging means  
 1x P6428

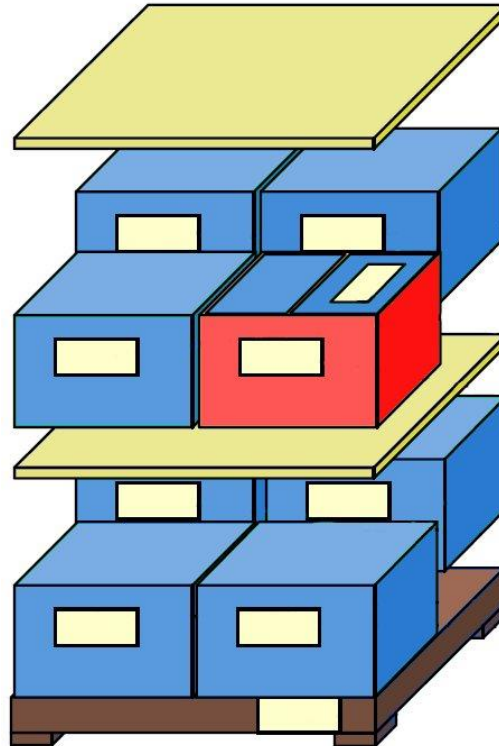
Article number  
 36190635

Packaging means  
 1x P0001SC

Filling quantity  
 1x20

Article number  
 36190636

Packaging means



<u>Package identification</u>	
VDA	Package number
S	12001
S	12002
S	12007
S	12112 enclosure
S	12113 !!!
S	12009
S	12010
S	12011
S	12012
Mx	12020

Article number  
 36190637








Packaging means  
 1x P0002SC

Filling quantity  
 1x 60 **enclosure**

Revision: 12

Date: 06.12.2023

Page: 51/69

Record Type	Delivery-Note	DN-Pos	Part-Number	Packaging Type	Description	Number	Amount	Number	Number	Identif.
					PM	PM		PS > from	PS < to	PS
713		123456								
	714		1	36190634			140			
	715		1		PDB011	1	0	12020		G
	715		1	Plastic liner	P0BM4802	1	0			
	715		1		P1208	1	0			
	715		1		P6428	3	40	12009	12011	S
	715		1		P6428	1	20	12012		S
	714	123456	2	36190635			100			
	715		2		PDB011	0	0	12020		G
	715		2		P6428	2	30	12001	12002	S
	715		2		P6428	1	20	12007		S
	715		2		P6428	1	20	12113		S
	714	123456		36190636			60			
	715		3		PDB011	0	0	12020		G
	715		3		BEIP0	1	60	12112		S
Supplement										

If an article without its own inner packaging (loose, plastic bag, box) is enclosed in a delivery unit with another article, this is known as an enclosure in the mixed container. This enclosure case should be avoided and will therefore only occur very rarely.

In this example, the container 12020 contains two different articles in a total of eight SLCs. A third article was included in an SLC 6428. The two articles are each packed in a box which are not listed here as packaging aids.

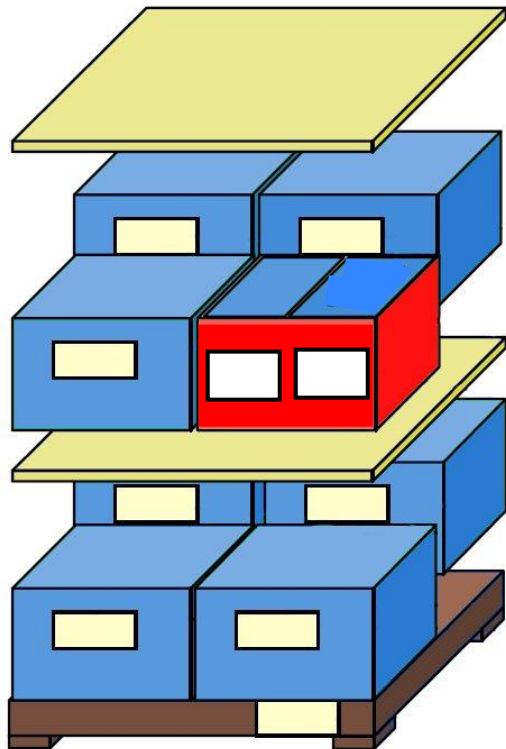
The enclosure case must be shown in a mixed container (in the VDA4913) in the two-stage packaging hierarchy, an intermediate level cannot be shown. All articles in a mixed container must be set under the same delivery note number if possible. An article number should only be listed under one delivery note item.

Revision: 12

Date: 06.12.2023

Page: 52/69

- LU with one mixed container with articles in sets or pairs in SLC, diff. articles, diff. PM



Packaging means  
 1x P1208,  
 1x P0BM4802,  
 1x PDB011

Article number  
 36190634

Packaging means  
 3x P6428

Filling quantity  
 2x 30, 1x 20

Packaging means  
 1x P6428

Article number  
 36190635

Packaging means  
 1x P0001SC

Filling quantity  
 1x20

Article number  
 36190636

Packaging means  
 4x P6428

Filling quantity  
 3x 40, 1x20

<u>Package identification</u>	
VDA	Package number
S	12001
S	12002
S	12007
S	12112 enclosure
S	12113!!!
S	12009
S	12010
S	12011
S	12012
Mx	12020

Article number  
 36190637







Packaging means  
 1x P0002SC

Filling quantity  
 1x 60 **enclosure**

Revision: 12

Date: 06.12.2023

Page: 53/69

Record Type	Delivery-Note	DN-Pos	Part-Number	Packaging Type	Description	Number	Amount	Number	Number	Identif.
					PM	PM		PS > from	PS < to	PS
713	123456									
	714	1	36190634				140			
	715	1			PDB011	1	0	12020		G
	715	1		Plastic liner	P0BM4802	1	0			
	715	1			P1208	1	0			
	715	1			P6428	3	40	12009	12011	S
	715	1			P6428	1	20	12012		S
	714	123456	2	36190635			100			
	715	2			PDB011	0	0	12020		G
	715	2			P6428	2	30	12001	12002	S
	715	2			P6428	1	20	12007		S
	715	2			P6428	1	20	12113		S
	714	123456		36190636			60			
	715	3			PDB011	0	0	12020		G
	715	3			BEIP0	1	60	12112		S
Supplement										

If an article without its own inner packaging (loose, plastic bag, box) is enclosed in a delivery unit with another article, this is known as an enclosure in the mixed container. This enclosure case should be avoided and will therefore only occur very rarely.

In this example, the container 12020 contains two different articles in a total of eight SLCs. A third article was included in an SLC 6428. The two articles are each packed in a box which are not listed here as packaging aids.

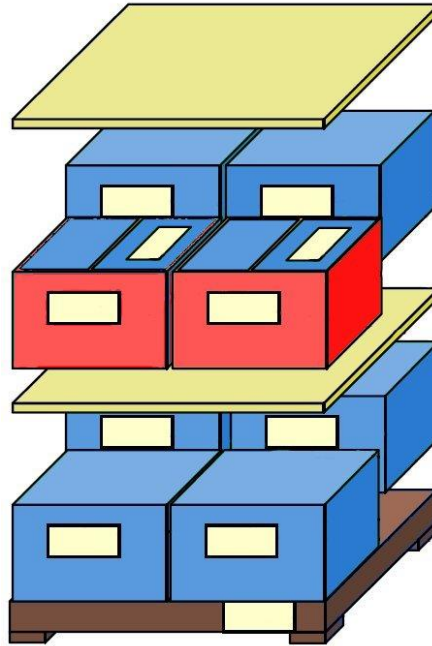
The enclosure case must be shown in a mixed container (in the VDA4913) in the two-stage packaging hierarchy, an intermediate level cannot be shown. All articles in a mixed container must be set under the same delivery note number if possible. An article number should only be listed under one delivery note item.

- **LU with one mixed container with two enclosures in SLC, diff. articles, diff. PM**

**Packaging means:** 1x P1208, 1x P0BM4802, 1x PDB011  
**Article number:** 36190638  
**Packaging means:** 2x P6428  
**Filling quantity:** 2x 30

<u>Packag. means</u> 1x P6428
<u>Article number</u> 36190639
<u>Filling quantity</u> 1x20
<u>Article number</u> 36190640
<u>Packag. means</u> 1x P0001SC
<u>Filling quantity</u> 1x 60
<b>Enclosure 1</b>

<u>Packag. means</u> 1x P6428
<u>Article number</u> 36190641
<u>Filling quantity</u> 1x20
<u>Article number</u> 36190641
<u>Packag. means</u> 1x P0002SC
<u>Filling quantity</u> 1x 60








<u>Package identification</u>	
VDA package number	
S	12002
S	12007
S	12112 enclosure
S	12001 enclosure
S	12113
S	12114
S	12009
S	12010
S	12011
S	12012
Mx	12020

<u>Article number:</u> 36190638
<u>Packag. Means:</u> 4x P6428
<u>Filling quantity:</u> 4 x 40

Revision: 12

Date: 06.12.2023

Page: 55/69

Record Type	Delivery-Note	DN-Pos	Part-Number	Packaging Type	Description	Number	Amount	Number	Number	Identif.	
					PM	PM		PS > from	PS < to	PS	
713		123456									
	714		1	36190638			160				
	715		1		Pallet	PDB011	1	0	12020	G	
	715		1		Plastic liner	P0BM4802	1	0			
	715		1		Lid	P1208	0	0			
	715		1		KLT	P6428	4	40	12009	12012	S
	714	123456	2	36190639				100			
	715		2		Pallet	PDB011	0	0	12020	G	
	715		2		KLT	P6428	2	30	12002	S	
	715		2		KLT	P6428	2	30	12007	S	
	715		2		KLT	P6428	2	20	12113	12114	S
	714	123456	3	36190640				60			
	715		3		Pallet	PDB011	0	0	12020	G	
	715		3			BEIPACK	1	60	12112	S	
	714	123456	4	36190641				60			
	715		4		Pallet	PDB011	0	0	12020	G	
	715		4			BEIPACK	1	60	12001	S	

In this example, the container 12020 contains four different articles in a total of 8 SLCs. An article was included in two SLCs 12113/12114. The two articles are each packed in a box (without value) which are not listed here as packaging aids.

Revision: 12

Date: 06.12.2023

Page: 56/69



### **5.3 RDT Bond Note according to VDA 4912**

The RDT bond note according to VDA 4912 serves, on the one hand, as a uniform document for the implementation of the VDA recommendation 4913 and, on the other hand, for the manual transfer of the delivery note and transport data in the absence of the delivery note RDT in Incoming Goods.

The use of the RDT bond note according to VDA 4912 reduces the flood of paper. There is then no need for the delivery note form according to DIN 4994.

- **Document and information flow**

The “RDT bond note” document is created by the supplier and handed over to the freight carrier. The RDT bond note is enclosed with the goods for shipments not carried by truck.

- **Format and design**

Analogous with sample 4 of the VDA recommendation 4912, the supplier must use the DIN A4 portrait format with 15 characters per inch (see *Appendix 2*). Further information on the contents of the RDT bond note can be found in the VDA recommendation 4912.

### **5.4 Goods Tags according to VDA 4902, Version 4**

The goods tag serves to identify product and transport packagings in the company-internal material flow and en route between the goods supplier, shipping agent and goods recipient. The goods tag also supplements the delivery note and transport data as a material-related data medium. The supplier must use the goods tag VDA 4902 Version 4 for all deliveries to SMP.

#### **5.4.1 Format and design**

All suppliers must ensure that all packagings (= load carrier/=packaging means) are labelled with a current, carefully filled in and barcodable (Code 39) goods tag according to the VDA recommendation 4902 (Version 4). Pallets and inner packaging means must carry a standard label which complies with SMP shipping regulations. The information on the goods tag must match the contents of the delivery note RDT.

Different formats are available for the identification depending on the type of packaging. The format 210 mm x 148 mm is used as a goods tag for LLC (skeleton boxes, closed plastic containers, etc.) or as collective goods tags per load unit. The format 210 mm x 74 mm is used for identifying SLCs or cartons. Samples of both formats can be found in *Appendix 2* or *Appendix 3*.

Revision: 12

Date: 06.12.2023

Page: 57/69

The formal and structural design of the goods tag corresponds to the definitions of the VDA recommendation. The specifications of the VDA recommendation on format and design of the goods tag as well as the technical specifications for the barcode must be observed.

The data contents and the formal structure of the data fields of the goods tag are generally to be taken from the call-offs or fine call-offs unless data are concerned which must be determined or set by the supplier. The information on the goods tag must always match the information of the delivery note RDT and the RDT bond note or delivery note.

**5.4.2 Overview of the data elements**

• **Data fields and description LLC label (format 210 mm x 148 mm)**

Item	Data element	C M	Num- ber of char- ac- ters	Font size mm	Barcode yes/no	Verbal description
01	Goods recipient	M	2x20	7	no	The full address of the goods recipient is to be entered
02	Unloading point - storage place	M	5 7	5 5	no no	The unloading point analogous with the entry in the call-off must be entered
03	Delivery note number	M	8	7	yes	Number must match the data on the delivery note or RDT
04	Supplier address short	M	29	5	no	Short name, factory, postcode, city
05	Net weight	C	4	5	no	Net weight of the load carrier [kg]
06	Gross weight	C	4	5	no	(incl. packaging) per load unit/container
07	Number of packages	C	3	5	no	Number of delivered packages per delivery note no. or delivery
08	Customer part number	M	22	13	yes	Part number (material number) that SMP assigns to the part, analogous with the entry in the call-off
09	Filling quantity	M	7.3	13	yes	Number of parts in the package
10	Designation, delivery, service	M	30	5	no	Designation of the delivery (part designation)
11.1	Supplier part number	C	22 10	7 13	yes	Internal part number at supplier
11.2	Customer part number for packaging means	M	10	13	yes	The packaging means number according to the latest packaging agreement must be entered
12	Supplier number	M	9	5	yes	ID number that SMP assigns to the supplier

Revision: 12

Date: 06.12.2023

Page: 58/69

Item	Data element	C M	Num- ber of char- acters	Font size mm	Barcode yes/no	Verbal description
13	Date	C	7	7	no	Production, (P_YY.MM.DD), dispatch (D_YY.MM.DD) or shelf life date (U_YY.MM.DD). Recognisable from the respective prefixed code (P, D or U)
14	Part generation status	M	14	7	no	ID number that SMP assigns to a part generation status
15	Package number (S/M/Mx)	M	9	5	yes	The package number is numerical; it clearly identifies the package. It is assigned by the supplier per package and must not be repeated within one year. The package numbers <b>must</b> be specified and match in the VDA 4913 and on the RDT bond note/delivery note.
16	Batch number	C	10	5	yes	ID number which the manufacturer assigns to a batch.
<i>C = can</i> <i>M = must</i>						

**N.B.:**

Field: Part generation status (item 14) - This field must be transferred to SMP (different to the can term in the VDA recommendation).

For further information regarding the overview and description of the data elements, see VDA recommendation 4902, version 4, section 3, pages 3 ff.

Revision: 12

Date: 06.12.2023

Page: 59/69

• **Data fields and description SLC label (format 210 mm x 74 mm)**

Item	Data element	C M	Num- ber of char- ac- ters	Font size mm	Barcode yes/no	Verbal description
01	Goods recipient short	M	2x20	2	no	The goods recipient's address is to be entered in abbreviated form.
02	Unloading point, storage place if necessary	M	5 7	5 5	no	The unloading point analogous with the entry in the call-off must be entered
03	Delivery note number	M	8	5	yes	Number must match the data on the delivery note or RDT
08	Customer part number	M	22	5	yes	Part number (material number) that SMP assigns to the part
09	Filling quantity	M	7.3	5	yes	Number of parts in the package
10	Designation, delivery, service	M	30	5	no	Designation of the delivery (part designation)
11.1	Supplier part number	C	22 10	7 13	yes	Internal part number at supplier
11.2	Customer part number for packaging means	M	10	13	yes	The packaging means number according to the latest packaging agreement must be entered
12	Supplier number	M	9	5	yes	ID number that SMP assigns to the supplier
13	Date	C	7	5	no	Production, (P_YY.MM.DD), dispatch (D_YY.MM.DD) or shelf life date (U_YY.MM.DD). Recognisable from the respective prefixed code (P, D or U)
14	Part generation status	M	14	5	no	ID number that SMP assigns to a part generation status
15	Package number (S/M/Mx)	M	9	5	yes	The package number is numerical; it clearly identifies the package. It is assigned by the supplier per package and must not be repeated within one year. The package numbers <b>must</b> be specified and match in the VDA 4913 and on the RDT bond note/delivery note.
16	Batch number	C	10	5	yes	ID number which the manufacturer assigns to a batch.
<p>C = can  M = must</p>						

Revision: 12

Date: 06.12.2023

Page: 60/69

N.B.:

Field: Part generation status (item 14) - This field must be transferred to SMP (different to the can term in the VDA recommendation).

For further special features for VDA SLC label, see VDA recommendation 4902, version 4, section 6, pages 13 ff.

### 5.4.3 Fixing the goods tag

A goods tag must be affixed to every load unit, every load carrier and every single package. Only one goods tag may be affixed to one container. Consequently, internal labels of the supplier must be removed prior to shipping to SMP.

The goods tag must be affixed well visibly and legibly to the load unit and must be fastened according to the VDA recommendation with four glue points or inserted in the document envelopes provided. Sticking the goods tag to the edge of the lid is not permitted. Fully gluing the goods tag to the packaging is only allowed if the goods tag can be completely removed. Furthermore, make sure that documents are not damaged or removed during loading.

SMP reserves the right to charge extra expenses to the suppliers that are incurred by faults due to missing, incompletely filled in or illegibly written goods tags.

## 6 Records

There is no documentation of the processes in the classic sense. The documentation is the recorded goods movements and label histories projected in the system.

## 7 Other Applicable Documents

Corp-8.4.2-Packaging Data Sheet-00084

**VDA 4902** [Link](#)

**VDA 4905** [Link](#)

**VDA 4912** [Link](#)

**VDA 4913** [Link](#)

Revision: 12

Date: 06.12.2023

Page: 61/69

## 8 Appendix

### Appendix 1

Communication process

### Appendix 2

Example of RDT bond note according to VDA 4912

### Appendix 3

Examples of goods tags VDA 4902, Version 4, LLC-Label, Format 210 mm x 148 mm

### Appendix 4

Examples of goods tags VDA 4902, Version 4, SLC-Label, Format 210 mm x 74 mm

### Appendix 5

Self-test of the delivery note transfers according to VDA 4913

## 9 Change Record

Revision level		Change
8	07.10.2021	Transposition to motherson format Change version number to numeric based on system change (B.A.SE) Add changes regarding part generation status Add change "leading zeros" Update appendices
9	12.10.2021	Change Appendix 5
10	21.04.2022	Batch obligation and appendices extended
11	14.06.2023	Alignment layout acc. compliance
12	06.12.2023	Upload as PDF. format

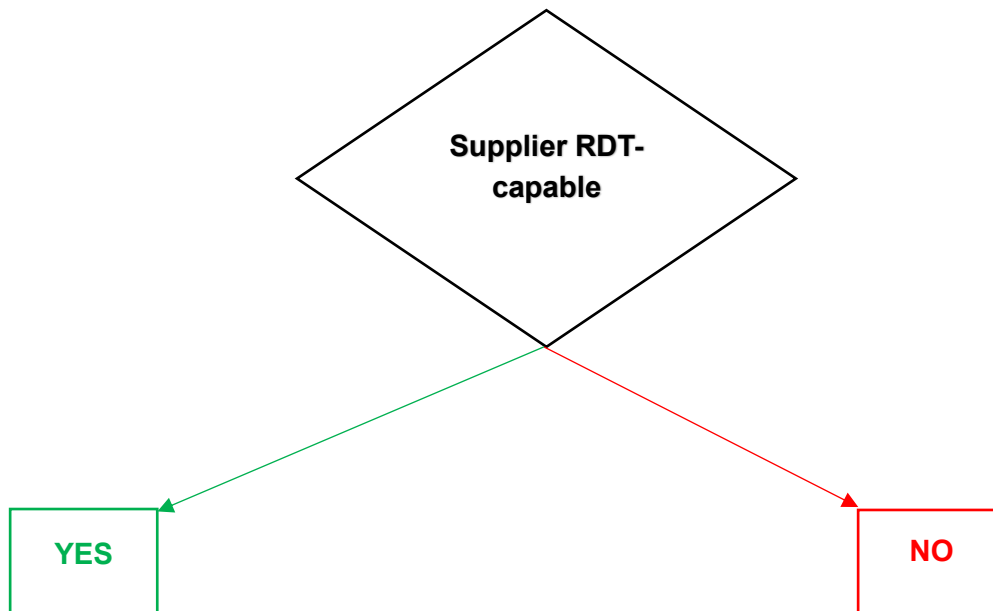
Revision: 12

Date: 06.12.2023

Page: 62/69

**Appendix 1**

**Communication process**



- Parameter data sheet
  - OFTP2 certificate
- send to:

[edi.services.smp@mind-infotech.com](mailto:edi.services.smp@mind-infotech.com)

[LogisticSolution@seeburger.de](mailto:LogisticSolution@seeburger.de)

The use of EDI standards as means of communication is an important part of our logistics standard.

The necessary VDA messages 4913 (delivery note), VDA4902 (product label) and VDA4912 (freight bond note) can be created alternatively on the Seeburger WebEDI Automotive solution via the Internet portal and transferred to SMP Germany. Please take the exact specification for every EDI message from the linked current version of our EDI Guideline.

The costs for the Seeburger WebEDI Automotive solution depend on the applications supported by you and are payable directly to Seeburger. SMP Germany assumes the use of EDI procedures within the scope of the standard supply concepts and will therefore make no contribution to the costs.

If you do not intend using the EDI standard formats, please contact Seeburger Co. immediately. Use the following hotline for this: [LogisticSolution@seeburger.de](mailto:LogisticSolution@seeburger.de).

Revision: 12

Date: 06.12.2023

Page: 63/69

**Appendix 2**

**Example of RDT bond note according to VDA 4912**

<u>DFUE-WARENBEGLEITSCHIN</u>		SENDUNGS-NR 300022		27.03.2012 - 13:49		
		ÜBERTRAGUNGS-NR 24		Blatt 1.		
LIEFERANTEN -WERK 42		EMPFAENGER -WERK KUNDE 107		Abladestelle 0703		
-NR 33000598		-NUMMER 12600		Lagerort 0003		
Test Lieferant		SMP Deutschland GmbH		Verbrauchsstelle		
Hauptstraße 11		Werk Neustadt		Versandart 03		
D 61123 Im Wäldle		D 93333 Neustadt		FRACHTFUEHRER		
				-NUMMER 6001		
				SENDUNGS-BRUTTOGEWICHT 72		
=====						
LS-Nr.	SACHNUMMER KUNDE	Menge	ME	V/G	BEZEICHNUNG DER LIEFERUNG	Bestell-Nr
Datum	SACHNUMMER LIEFERANT				ZUSATZDATEN LIEFERANT	
-POS	PACKMITTEL -MENGE	-NUMMER KUNDE			FUELLMENGE -NUMMER LIEFERANT	KONSIGNATION
-Chargen-Nr.		GEFAHRGUT				
=====						
200022	36118200		200	ST S/	Halter PDC, STF hinten	5500055633
27.03.2012	36118200					
001	VP	1 - PDB011		X	0 PDB011	
001	VP	4 - P6428		X	50 P6428	
001	VP	1 - P1208		X	0 P1208	
Text P/EPDM TV10						
-----						
200022	36118501		300	ST S/	36118501	5500059138
27.03.2012	36118501					
002	VP	1 - PDB011		X	0 PDB011	
002	VP	3 - P6428		X	100 P6428	
002	VP	1 - P1208		X	0 P1208	
Text Zeichnungs-Nr.: 7 204 032 ,, Zeichnungs- Index: AI 04 KD-ZSB-Nr: 7 204 032 Abmess ung: Werkstoff/Farbe: PP EPDM						
-----						
200023	36118502		240	ST S/	36118502	5500059139
27.03.2012	36118502					
001	VP	4 - P6428200022		X	60 P6428	
Text Zeichnungs-Nr.: 7 204 029 ,, Zeichnungs- Index: AI 03 KD-ZSB-Nr: 7 204 029 Abmess ung: Werkstoff/Farbe: PP-EPDM						
-----						
***** Ende *****						

Revision: 12

Date: 06.12.2023

Page: 64/69



**Appendix 3**

Examples of goods tags VDA 4902, Version 4, LLC-Label, Format 210 mm x 148 mm

(1) Warenempfänger <b>SMP Deutschland GmbH D 93333 Neustadt</b>		(2) Abbestelle - Lagerort - Verwendung <b>0703 0003</b>	
(3) Lieferschein-Nr. (N) <b>200022</b> 		(4) Lieferantenanschrift, Werk-Nr., PLZ, Ort <b>Test Lieferant, 42, 61123, Im Wäldle</b>	
(8) Sach-Nr. Kunde (P) <b>36118200</b> 		(5) Gewicht netto <b>50</b>	(6) Gewicht brutto <b>58</b>
(9) Füllmenge (Q) <b>200</b> 		(7) Anzahl Packstücke <b>4</b>	
(12) Lieferanten-Nr. (V) <b>33000598</b> 		(10) Bezeichnung der Lieferung <b>Halter PDC, STF hinten</b>	
(15) Packstück-Nr. (M) <b>200022001</b> 		(11.1) Sach-Nr. Lieferant (305) <b>36118200</b>	(11.2) Sach-Nr. Kunde für Packmittel (B) <b>PDB011</b>
(17) Test Lieferant Hauptstraße 11 D 61123 Im Wäldle		(13) Datum <b>D120327</b>	(14) Änderungsstand Konstruktion <b>S01</b>
		(16) Chargen-Nr. (H)	
		Warenanhänger VDA 4902 / 4	

Example of M-Label for homogeneous shipments

(1) Warenempfänger <b>SMP Deutschland GmbH D 93333 Neustadt</b>		(2) Abbestelle - Lagerort - Verwendung <b>0703 0003</b>	
(3) Lieferschein-Nr. (N)		(4) Lieferantenanschrift, Werk-Nr., PLZ, Ort <b>Test Lieferant, 42, 61123, Im Wäldle</b>	
(8) Sach-Nr. Kunde (P)		(5) Gewicht netto <b>6</b>	(6) Gewicht brutto <b>7</b>
(9) Füllmenge (Q)		(7) Anzahl Packstücke <b>7</b>	
(12) Lieferanten-Nr. (V) <b>33000598</b> 		(10) Bezeichnung der Lieferung	
(15) Packstück-Nr. (M) <b>200022006</b> 		(11.1) Sach-Nr. Lieferant (305)	(11.2) Sach-Nr. Kunde für Packmittel (B) <b>PDB011</b>
(17) Test Lieferant Hauptstraße 11 D 61123 Im Wäldle		(13) Datum <b>D120327</b>	(14) Änderungsstand Konstruktion
		(16) Chargen-Nr. (H) <b> </b>	
		Warenanhänger VDA 4902 / 4	

Example of Mx-Label for mixed shipments

Revision: 12

Date: 06.12.2023

Page: 65/69

**Appendix 4**

**Examples of goods tags VDA 4902, Version 4, SLC-Label, Format 210 mm x 74 mm**

(1) Warempfänger <b>SMP Deutschland GmbH</b> <b>D 93333 Neustadt</b>		(2) Abladestelle - Lagerort - Verwendung <b>0703 0003</b>	(3) Lieferschein-Nr. (N) <b>200022</b> 
(8) Sach-Nr. Kunde (P) <b>36118200</b> 			
(9) Füllmenge (Q) <b>50</b> 		(10) Bezeichnung der Lieferung <b>Halter PDC, STF hinten</b>	
(12) Lieferanten-Nr. (V) <b>33000598</b> 		(11.1) Sach-Nr. Lieferant (303) 	(11.2) Sach-Nr. Kunde für Packmittel (B) <b>P6428</b> 
(15) Packstück-Nr. (S) <b>200022002</b> 		(13) Datum <b>D120327</b>	(14) Änderungsstand Konstrukt <b>S01</b>
(16) Chargen-Nr. (H)			

*Example of S-Label*

Revision: 12

Date: 06.12.2023

Page: 66/69

## Appendix 5

### **Self-test of the delivery note transfers according to VDA 4913**

As soon as the EDI connection with SMP Deutschland GmbH and the supplier is established, every supplier can transfer any amount of test data and check it themselves. The tests can be conducted as follows:

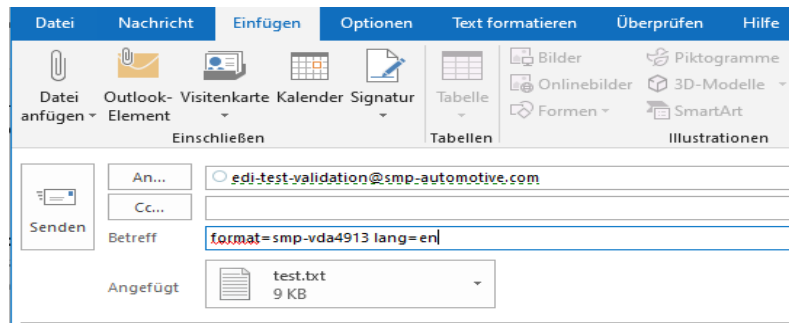
- Send delivery note to self-test address
- The supplier sends a mail with the test message attached to:  
[EDI-Test-Validation@smp-automotive.com](mailto:EDI-Test-Validation@smp-automotive.com)
  - With exactly this subject:  
format=smp-vda4913 lang=de                      for a German evaluation  
format=smp-vda4913 lang=de                      for an English evaluation
  - Or for the test with packaging means:  
format=smp-vda4913-p lang=de  
format=smp-vda4913-p lang=en
- The message is processed by the MultiParser and the test report returned to the sender by mail
- The E-Mail SelfService runs in the MultiParser test system. You will find the messages of the SelfService in the monitor based on the file name which begins with "mail".
- Important: the subject must have the same name (no WG: or FWD:)!
- Other subject formulations will go into the junk trash can!

Revision: 12

Date: 06.12.2023

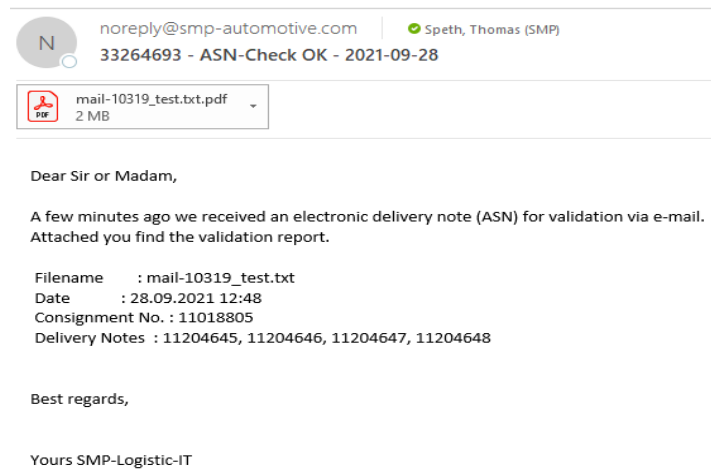
Page: 67/69

Example:



**Reply mail from self-test**

A reply mail with a PDF attachment arrives after a short time in which the format errors in the delivery note are shown.



*Example: Reply mail*

Example of PDF file: VDA 4913 format error (in this case error-free → Status: green)

**SMP VDA4913** motherson

Delivery note number 11204645, 11204646, 11204647, 11204648  
 Sending freight reference number 11018805  
 General state: Green

**711: Once per transmission**  
 7110311771 33264693 0012500126210928

1	Fieldname	Info	M/O	n/an	L	P	Value	Message
	Record type	01	M	n	3	1	'711'	
	Version number	02	M	n	2	4	'03'	
	Data receiver number	03	O	an	9	6	'11771 '	
	Data sender number	04	M	an	9	15	'33264693 '	
	Old transmission number	05	M	n	5	24	'00125'	
	New transmission number	06	M	n	5	29	'00126'	
	Transmission date	07	M	n	8	34	'210928'	
	Subcontractor number	08	O	an	9	40		
	Freight carrier number	09	O	an	9	49		
	Stock keeper code	10	O	an	1	58		
	Delivery identification	11	O	an	1	59		
	Empty	12	O	an	69	60		

**712: Once per transport**  
 7120311018805110HAUSER 21092806490001535000045205 0019HAUSER 01LB SM 680 21092800000003

2	Fieldname	Info	M/O	n/an	L	P	Value	Message
	Record type	01	M	n	3	1	'712'	
	Version number	02	M	n	2	4	'03'	
	Sending freight reference number	03	M	n	8	6	'11018805'	
	Plant supplier	04	O	an	3	14	'110'	
	Freight carrier	05	O	an	14	17	'HAUSER '	
	Freight carrier transfer date	06	O	an	6	31	'210928'	
	Freight carrier time of transfer	07	O	an	4	37	'0649'	
	Gross weight of the sending	08	O	an	7	41	'0001535'	
	Net weight of the sending	09	O	an	7	48	'0000452'	
	Freight code	10	O	an	2	55	'05'	
	Carrier EDI code	11	O	an	1	57		
	Number of package pieces	12	O	an	4	58	'0019'	
	Transport partner number	13	O	an	14	62	'HAUSER '	
	Means of transport code	14	O	an	2	76	'01'	
	Means of transport number	15	O	an	25	78	'LB SM 680 '	
	Code for pos. 17	16	O	an	1	103		
	Content conforming with code in pos. 16	17	O	an	8	104		
	Arrival date - target	18	M	n	6	112	'210928'	
	Arrival time - target	19	O	an	4	118	'0000'	
	Loading meter	20	O	an	3	122	'000'	
	Code for the type of truck	21	O	an	1	125	'3'	
	Empty	22	O	an	3	126		

**713: Once per ASN**  
 71303112046452109280703 0373L 5500158624 107 0003

3	Fieldname	Info	M/O	n/an	L	P	Value	Message
	Record type	01	M	n	3	1	'713'	
	Version number	02	M	n	2	4	'03'	
	Delivery note number	03	M	n	8	6	'11204645'	
	Delivery date	04	M	n	6	14	'210928'	
	Unloading point	05	M	an	5	20	'0703 '	
	Type of dispatch	06	O	an	2	25	'03'	
	Client reference (IAR)	07	O	an	4	27	'73L '	
	Closing- / order number	08	M	an	12	31	'5500158624 '	
	Transaction code	09	O	an	2	43		
	Empty 1	10	O	an	4	45		
	Client plant	11	M	an	3	49	'107'	
	Consignment	12	O	an	8	52		
	Number of receiver	13	O	an	9	60		
	Empty 2	14	O	an	1	69		
	Client&#8217;s storage location	15	M	an	7	70	'0003 '	
	Supplier number	16	O	an	9	77		
	Point of consumption	17	O	an	14	86		
	Call Off Number	18	O	an	4	100		
	Client referen							
	Client&#8217;							
	Empty 3							

**714: Mandatory,**  
 7140336101516 157003001 00400000024000000r0000052195000r190 001

Revision: 12

Date: 06.12.2023

Page: 69/69